



CITY OF MISSION VJEO 2014-2015

CONSOLIDATED ANNUAL PERFORMANCE & EVAULATION REPORT

SEPTEMBER 2015



CATHY SCHLICHT, MAYOR

GREG RATHS, MAYOR PRO TEM

WENDY BUCKNUM, COUNCIL MEMBER

ED SACHS, COUNCIL MEMBER

FRANK URY, COUNCIL MEMBER

DENNIS WILBERG, CITY MANAGER

ELAINE LISTER, COMMUNITY DEVELOPMENT DIRECTOR

LARRY LONGENECKER, PLANNING MANAGER

CITY OF MISSION VIEJO

CONSOLIDATED ANNUAL PERFORMANCE & EVALUATION REPORT

July 1, 2014 through June 30, 2015

September 2015

INTENTIONALLY BLANK

CONTENTS

I.	Executive Summary.....	1
II.	Summary of Resources & Distribution of Funds.....	2
III.	General CAPER Narratives	
	A. Assessment of 5-Year Consolidated Plan Goals & Objectives.....	3
	B. Affirmatively Furthering Fair Housing	5
	C. Affordable Housing	7
	D. Continuum of Care Narrative	10
	E. Other Actions	11
	F. Leveraging Resources	15
	G. Citizen Comments.....	16
	H. Self-Evaluation.....	17
	I. Monitoring	20
IV.	CDBG Narrative Statements	
	A. Relationship of CDBG Funds Goals & Objectives.....	21
	B. Changes in Program Objectives	22
	C. HUD Approved Neighborhood Revitalization Strategies	24
	D. Section 108 Loan Guarantee	24
V.	Exhibits	
	Exhibit 1 - Public Notice and Summary of Public Comments	
	Exhibit 2 - HUD Consolidated Plan Objectives Tables (Table 2A, Table 2B, Table 1C, 2C 3A)	
	Exhibit 3 - Map of City of Mission Viejo CDBG-Eligible Areas & CDBG Eligible Census Tracts and Block Groups & Minority Concentration	
	Exhibit 4 - 2014-2015 Priority Accomplishments Planned Versus Actual	
	Exhibit 5 - Program Year 2014 Summary of Accomplishments (PR23)	
	Exhibit 6 - Summary of Consolidated Plan Projects for 2014 (PR06)	
	Exhibit 7 - CDBG & CDBG-R Activity Summary Report (GPR) for 2014 (PR03)	
	Exhibit 8 - CDBG Financial Summary for 2014 (PR26)	

INTENTIONALLY BLANK

I. EXECUTIVE SUMMARY

The Consolidated Annual Performance and Evaluation Report (CAPER) has been prepared to assist residents of the City of Mission Viejo and the U.S. Department of Housing and Urban Development (HUD) to assess the City's use of federal grant funds to meet the priority needs identified in the City's 2010 – 2014 Consolidated Plan. This CAPER will primarily focus on annual goals and accomplishments for the period of July 1, 2014, through June 30, 2015 (2014-2015 report period); fifth year of the City's 2010-2014 Consolidated Plan cycle. An evaluation of five-year program efforts is also undertaken in this report.

HOUSING ACCOMPLISHMENTS

While the City's housing stock is in very good condition there is a portion of the City's population that does not have the resources and/or abilities to maintain their residence or address building deficiencies. For these households, the City has implemented a rehabilitation program funded by HUD's Community Development Block Grant (CDBG) funds. During the 2014-2015 report period, 13 owner-occupied housing units were rehabilitated via loans and/or grants to address deferred maintenance and code deficiencies. With respect to the housing needs of the City's lower income renters, during the report period a 256-unit multi-family housing project was completed. While no CDBG funding was allocated for this project, other developer incentives were utilized to ensure 38 units will be available to Very Low-Income and Low-Income families. Additionally, the Orange County Housing Authority (OCHA) provided rental assistance to 268 Very Low-Income Mission Viejo households during the report period.

The City also continued efforts to address the needs of City residents at risk of homelessness or who were victims of domestic violence. South County Outreach and Families Forward reported that 1,451 Mission Viejo residents were provided supplemental food and other support services during the report period that helped them avoid becoming homeless. Laura's House provided support services to 187 Mission Viejo residents dealing with domestic violence issues.

NON-HOUSING ACCOMPLISHMENTS

CDBG funds were also allocated by the City to support services for Mission Viejo youth, seniors, persons with developmental disabilities, and other low-income residents. Over 1,700 Mission Viejo residents were assisted with these resources during the 2014-2015 report period. A total of \$513,206 was utilized for public infrastructure improvements during the 2014-2015 report period to improve 23 residential streets. The balance of 2014-2015 CDBG funding was utilized for fair housing enforcement and program administration.

All housing and community development activities were aimed at improving the quality of life for Mission Viejo's residents, especially lower income residents. Summaries of one-year and five-year goal attainment during the report period are provided in **EXHIBIT 2**.

II. SUMMARY OF RESOURCES AND DISTRIBUTION OF FUNDS

HUD requires that the City provide information regarding CDBG funds that were available during the report period that were used to further the objectives of the City's Consolidated Plan. This information is provided below:

2014-2015 CDBG FUND SUMMARY

RESOURCES	AMOUNT
2014-2015 Entitlement Grant Received	\$408,008
Program Income Received in 2014-2015	\$151,584
CDBG Funds Committed in 2014-2015 ¹	\$1,052,498
CDBG Funds Expended in 2014-2015 ²	\$909,2512

1. Per HUD IDIS report PR08 dated 08/21/15—figure includes program income and/or prior year funds.

2. Pre HUD IDIS report PR26 dated 08/24/15.

Additionally, the City is required to identify the geographic distribution of federal funds (including areas of minority concentration). During 2014-2015, CDBG program funds were distributed and spent based on program criteria. For example, public services were available on a citywide basis for qualified beneficiaries; fair housing and program administration activities were also carried out on a citywide basis. Community development projects were carried out within the City's CDBG-Eligible Areas (geographic areas of the City where a majority of residents meet HUD's definition of a Low- and Moderate-Income household). A map of the City's CDBG-Eligible Areas (including minority concentration) and a list of CDBG-Eligible Census Tracts and Block Groups are provided in **EXHIBIT 3**.

III. GENERAL CAPER NARRATIVE

HUD requires that recipients of federal CDBG funds prepare a Consolidated Annual Performance and Evaluation Report (CAPER) summarizing the jurisdiction's accomplishments for the recently completed fiscal year (also references as program year or report period). CDBG funds are provided to the City from HUD via its Community Planning and Development (CPD) division.

The City of Mission Viejo's Community Development Department has prepared this report for the recently completed 2014-2015 Program Year, which started July 1, 2014 and ended on June 30, 2015. This report also highlights the City's efforts to fulfill its CDBG community **vision/strategy**, which is ***to develop a viable urban community by providing decent housing, a suitable living environment, and economic opportunities, principally for persons of low and moderate income.***

A. ASSESSMENT OF 5-YEAR CONSOLIDATED PLAN GOALS AND OBJECTIVES

The **Consolidated Plan** is a five-year strategic plan that was developed through a citizen participatory process. This plan identifies the City's housing and community needs, prioritizes these needs, and establishes five-year objectives and annual goals aimed at addressing priority needs. The goal of the Consolidated Plan is to improve the quality of life for all Mission Viejo residents with an emphasis on the City's lower income households. HUD defines a lower income household as a household earning no more than 80% of the county's median income, adjusted for family size.¹ The table above provides the income limits utilized by the City to qualify program participants.

2015 HUD INCOME LIMITS				
FAMILY SIZE	1 Person	2 Persons	3 Persons	4 Persons
MAXIMUM INCOME	\$52,500	\$60,000	\$67,500	\$74,950
FAMILY SIZE	5 Persons	6 Persons	7 Persons	8+ Persons
MAXIMUM INCOME	\$80,950	\$86,950	\$92,950	\$98,950

1. **Activities Undertaken to Address Goals and Objectives**

EXHIBIT 2 provides an overview of activities undertaken by the City during the 2010-2014 Consolidated Plan timeframe (including accomplishments of the recently concluded 2014-2015 Program Year – the fifth year of the five-year Consolidated Plan cycle). The information found in **EXHIBIT 2** includes summaries of goals and accomplishments for housing, homeless, youth, elderly, disabled, and other community needs over a five-year period.

2. **Use of CPD Grant Funds**

As outlined above, for the 2014-2015 Program Year, the City received \$418,008 in CDBG funds. The City also received \$151,584 in program income generated by previously funded housing activities that were paid back to the City during 2014-2015. The table below provides a summary of "Resources" made available during the report period to address community needs - including non-HUD funds. This table also compares the type and amount of funds the City "Planned" to receive versus the amount actually received.

¹ For 2015, Orange County's median income was set by HUD at \$85,900.

2014-2015 RESOURCES – PLANNED VS ACTUAL

RESOURCE TYPE	PLANNED	ACTUAL
CDBG Entitlement Grant	\$418,008	\$418,008
CDBG Prior Year Entitlement Funds	\$530,000	\$530,000
CDBG Program Income	\$0	\$151,584
General Fund for Human Services	\$57,500	\$75,000
TOTAL	\$1,005,508	\$1,174,592

3. Progress Toward Meeting Goals and Objectives

The City's commitment of CDBG funding remained focused on the needs identified in the 2010-2014 Consolidated Plan. Since 2014-2015 was the fifth year of the five-year Consolidated Plan cycle, it is now possible to determine if the City met five-year goals. For example, including the 13 housing units rehabilitated during 2014-2015, the City has assisted with the rehabilitation of 62 housing units. This equates to 77.5% of five-year housing rehabilitation goals. With respect to non-housing programs, homeless and youth programs will also not be meet goals. Five-year goals for senior and disabled services will be met. **EXHIBIT 2** provides summaries of the City's progress toward meeting five-year Consolidated Plan goals.

For the year, the City had planned to assist with the rehabilitation of 15 housing units – 13 were assisted.² Several other program areas did not meet annual goals. Funds were allocated to Age Well Senior Services to assist with the provision of in-home support services. Age Well assisted 46 individuals – they had planned to serve 60. Vocational Visions had planned to serve 124 clients – only 100 were served. Mariposa Women's Center was a new program funded in the 2014-2015 report period. Unfortunately, they did not serve as many Mission Viejo residents as they had originally anticipated (planned to serve 63 and actually served 24). Conversely, subrecipients such as Camino Health Center, Council on Aging, Families Forward, and South County Outreach, met or exceeded annual goals. **EXHIBIT 4** provides a comparison of planned versus actual accomplishments for the 2014-2015 report period.

² The 13 units is an unduplicated number. The City actually funded nine rehabilitation grants and nine rehabilitation loans during the 2014-2015 report period.

B. AFFIRMATIVELY FURTHERING FAIR HOUSING

Mission Viejo participated in the preparation of a sub-regional Analysis of Impediments (AI) to Fair Housing. The AI is the primary City plan to affirmatively further fair housing opportunities in the community. The regional AI was a joint effort of the Fair Housing Foundation (FHF) and four other Orange County jurisdictions that receive federal grant funds from HUD. HUD regulations require that an AI be prepared or updated in conjunction with the Consolidated Plan cycle (i.e., at least every five years). The current AI was updated in 2010, and covers the time period of program years 2010-2011 through 2014-2015. The AI identified impediments to fair housing choice and outlined strategies that can be undertaken to overcome identified impediments. The following is a summary of impediments identified in AI and the actions taken during the report period to affirmatively further fair housing.

1. Actions to Affirmatively Further Fair Housing

As outlined above, the City of Mission Viejo participated in the preparation of a sub-regional analysis of impediments to fair housing. As a means to affirm fair housing opportunities, the AI identified issues that could give rise to fair housing impediments, identified actual impediments, and also outlined an action plan to address identified impediments.

The sub-regional AI identified the following issues and impediments to fair housing choice among the participating communities. None, not all were necessarily present in Mission Viejo:

Issues

- The lack of income presents a barrier to obtaining affordable housing. Those most impacted by lack of income are elderly households and Hispanics.
- The City is experiencing demographic changes that may strain race relations.
- A majority of Asians/Pacific Islanders tend to be linguistically isolated.
- The recent economic downturn and high unemployment have made homeownership more difficult; however, while minorities are significantly underrepresented in the ownership market this is not identified as an impediment to fair housing as all households, regardless of race/ethnicity, have been impacted by the housing market.
- Overcrowding is significantly higher among Hispanic households.
- A significant portion of large and elderly renter households are experiencing some type of housing problem.

Impediments

- Disability, race and familial status constitute the majority of complaints received by the fair housing service provider for the City. A review of these complaints found a pattern of allegations of denial of reasonable accommodations and unequal terms.
- Bias against race and/or ethnicity appears to be the biggest motivator of hate crimes.
- Immigrant populations appear to need fair housing outreach and education services.
- There appears to be a lack of lender advertising in particular neighborhoods.

2. Actions to Overcome Identified Impediments

During the 2014-2015 report period, the City took the following actions in an effort to overcome the impediments to fair housing choice identified in the AI:

- The City explored means to regularly update the City's website and to disseminate information regarding educational opportunities (training and workshops). The City also provided links to the City's fair housing provider website.

- The City continued to collaborate with the FHF to ensure comprehensive fair housing outreach is carried out in the community and to affirmatively market services in Low- and Moderate-income areas of concentration. Accomplishments for 2014-2015 included:
 - Fair housing services were provided to 85 Mission Viejo households dealing with issues ranging from housing discrimination, notices received, habitability issues, security deposit disputes, unlawful detainers and lease terms.
 - Seven housing discrimination inquiries were received and investigated by the FHF during 2014-2015; five of these inquiries were related to disability discrimination, one was related to race discrimination, and one related to religious discrimination. Of these inquiries, six were resolved by conciliation - one case was opened (mental disability). FHF's investigation was eventually inconclusive; however, the situation was ultimately resolved by successfully conciliation.
 - The FHF provided extensive outreach in the community to ensure residents were aware of fair housing laws and practices. The FHF participated in four community events (e.g., community event booths, city/community events).
 - The City worked closely with the FHF to provide fair housing training to property management companies, landlord and tenants. Accomplishments for 2014-2015 included two property manager and two landlord training workshops.
 - Two tenant workshops were held during the year. Workshop presenters were fluent in English and Spanish, and materials were available in English and Spanish. Four walk-in clinics also held during the 2014-2015 report period.
- The City did not have the opportunity to collaborate with local lenders to target marketing efforts and services in Low- and Moderate-Income areas of the City.

C. AFFORDABLE HOUSING

As delineated in the Consolidated Plan, the City's housing stock consists of a good mix of housing types by tenure and price/rent ranges. The majority of the City's housing stock is also in very good condition. Housing needs are mainly limited to assisting lower income households maintain or improve the condition of their homes via rehabilitation, and tenants in need of rental assistance. To address these housing needs the City of Mission Viejo undertook the following actions during 2014-2015:

1. Progress in Meeting Specific Objectives of Providing Affordable Housing

The City's Consolidated Plan identified the following housing objectives:

- **Owner-Occupied Housing Rehabilitation:** Assist Low- and Moderate-Income households annually with rehabilitation and home repair loans
5-YEAR OUTPUT: Assist 100 owners rehab their primary residence. **(NOTE: Revised to 80 units in 2012-2013 due to the loss of redevelopment funds.)**
- **Affordable Housing Construction:** Assist lower income homebuyers purchase newly constructed affordable housing.
5-YEAR OUTPUT: Assist with construction of 144 for sale units – 22 of which will be affordable for Low- and Moderate-Income homebuyers.
- **Rental Assistance:** Housing Choice Voucher Rental Assistance funded and administered by the Orange County Housing Authority (OCHA).
5-YEAR OUTPUT: Support rental assistance for an annual average of 285 households each year over a five-year period. Rental assistance to be provided/administered by the Orange County Housing Authority

During the 2014-2015 report period, the City's housing rehabilitation program assisted with the improvement of 13 owner occupied units. Additionally, as of June 2014, OCHA provided rental housing assistance to 268 Mission Viejo households – 113 these households were senior households. OCHA also reports that 108 "disabled" households and 47 lower income families were assisted. **EXHIBIT 4** provides an overview of the City's actual housing accomplishments versus proposed housing goals for the 2014-2015 Program Year.

The Consolidated Plan identified the construction of a 144-unit for-sale housing development project as a housing goal. "The Ridge" entails the construction of 144 units including 22 affordable units. The phased construction of the project started in Spring 2011 and units have been sold to income-eligible households. It is also noteworthy to highlight the completion of a 256-unit multi-family housing project. By providing a density bonus, the City ensured 38 units will be available to Very Low-Income and Low-Income families (21 and 17 units respectively). A more detailed summary of HUD-funded one- and five-year housing accomplishments is provided below:

- Extremely Low-Income renter- & owner-households assisted during the report period – During the report period, two Extremely Low-Income homeowners were assisted by the City's housing rehab program efforts. OCHA reported assisting 268 Mission Viejo renter households. OCHA reports do not provide income information of tenant households but it is reasonable to assume that a substantial percentage of rental assistance program participants were on fixed incomes

(i.e., 113 elderly and 108 disabled assisted households). Extremely Low-Income households have incomes ranging from 0% to 30% of the county median income.

2014-2015 EXTREMELY LOW-INCOME HOUSING ACCOMPLISHMENTS

RENTAL UNITS ASSISTED 2014-2015 ¹	OWNER-OCCUPIED UNITS ASSISTED 2014-2015
0 Units	2 Unit

1. OCHA did not provide rental assistance recipient info based on income, but it can be assumed some of the 225 households assisted are Extremely Low-Income.

5-YEAR EXTREMELY LOW-INCOME HOUSING ACCOMPLISHMENTS

TENURE TYPE	5-YR GOAL	ACTUAL 5-YR ACCOMPLISHMENT (AFTER 5 YRS.)	% OF 5-YR GOAL ATTAINED (AFTER 5 YRS.)
Renter ¹	285 Units	251 Units ²	88% ²
Owner	10 Units	5 Unit	50%

1. See Footnote 1 above.

2. Figure represents 5-year average number of vouchers for Mission Viejo residents.

- Very Low-Income renter- & owner-households assisted during the report period – One Very Low-Income homeowner was assisted by the City's housing rehab program during the report period. As reported above, 268 Mission Viejo households received rental assistance from OCHA. Maximum household income for rental assistance recipients is 50% of the median income. Very Low-Income households have incomes ranging from 30% to 50% of the county median income.

2014-2015 VERY LOW-INCOME HOUSING ACCOMPLISHMENTS

RENTAL UNITS ASSISTED 2014-2015	OWNER-OCCUPIED UNITS ASSISTED 2014-2015
268 Units	1 Unit

5-YEAR VERY LOW-INCOME HOUSING ACCOMPLISHMENTS

TENURE TYPE	5-YR GOAL	ACTUAL 5-YR ACCOMPLISHMENT (AFTER 5 YRS.)	% OF 5-YR GOAL ATTAINED (AFTER 5 YRS.)
Renter	285 Units ¹	251 Units ²	88% ²
Owner	25 Units	9 Units	33%

1. Since rental voucher recipients may receive assistance over several years, 5-Yr goal represents an estimated number of MV households to be assisted in a one year period thus avoiding over estimating the 5-year goal.

2. Figure represents 5-year average number of vouchers for Mission Viejo residents.

- Low-Income renter- & owner-households assisted during the report period – No Low-Income renter household were assisted during the report period; however, during the report period ten homeowner households were assisted via CDBG-funded housing rehab programs. Low-Income households have incomes ranging from 50% to 80% of the county median income.

2014-2015 LOW-INCOME HOUSING ACCOMPLISHMENTS

RENTAL UNITS ASSISTED 2014-2015	OWNER-OCCUPIED UNITS ASSISTED 2014-2015
0 Units	10 Units

5-YEAR LOW- INCOME HOUSING ACCOMPLISHMENTS

TENURE TYPE	5-YR GOAL	ACTUAL 5-YR ACCOMPLISHMENT (AFTER 5 YRS.)	% OF 5-YR GOAL ATTAINED (AFTER 5 YRS.)
Renter	0 Units	0 Units	NA
Owner	45 Units	48 Units	106.7%

- Moderate-Income renter & owner households assisted during the report period – Redevelopment funded programs allowed “Moderate-Income” households with incomes up to 120% of the county median income to participate in assisted programs. The City’s Consolidated Plan anticipated assisting households at this income level over a five-year period; however, in 2012-2013 the City amended its Consolidated Plan to eliminate all redevelopment-funded housing rehabilitation goals due to the dissolution of the redevelopment agency.

2. Section 215 Affordable Housing Rental & Home Ownership Assisted Households

Section 215 housing refers to housing activity that must comply with Section 92.254 and 92.255 of federal HOME program regulations. The City is not a recipient of HOME funds thus none of the housing units assisted with CDBG funds are subject to Section 215.

3. Summary of Efforts to Address “Worst-Case Needs” Housing

“Worst-case needs” housing is defined by HUD as low-income households who pay more than 50% of income for housing, live in severely substandard housing, homeless individuals, or individuals that have been involuntarily displaced. As previously reported, as of the June 2014, OCHA provided rental housing assistance to 268 lower income Mission Viejo households. Additionally, 187 victims of domestic violence (i.e., potentially homeless individuals) were assisted with support services (including emergency housing). The City did not undertake activities that resulted in involuntary displacement.

4. Summary of Efforts to Address Housing Needs of Persons with Disabilities

The City’s housing rehabilitation program has been designed to address the accessibility needs of senior and disabled homeowners as needed. Typical accessibility improvements include installation of grab bars, lowering of counter tops, door widening, and installation of other “accessible-friendly” fixtures. None of the housing rehabilitation projects completed during the 2014-2015 report period included these types of improvements in the scope of work. OCHA reported that 108 “disabled” households received rental assistance during the report period, in addition to 113 elderly households (approximately 40% of all Mission Viejo voucher rental assistance program participants were disabled and 42% elderly). Finally, even though the public service program funded by the City that served disabled adults did not provide “housing assistance,” the program aimed to increase the income of disabled adults through job training/community-based work opportunities. With this added income, disabled adults improved their ability to address their unique housing needs.

D. CONTINUUM OF CARE NARRATIVE

HUD requires CDBG recipient communities to develop a coordinated system to deliver housing and support services for homeless individuals and families. This system should meet the immediate needs of a homeless household and provide a means to achieve self-sufficiency. This coordinated service delivery concept is known as a ***Continuum of Care (CoC)***. A CoC should be available to households that are homeless or at risk of becoming homeless. Components of a CoC should provide homelessness prevention assistance, emergency and/or transitional housing, and support services. Ultimately a CoC should provide access to permanent housing and the skills needed to maintain self-reliance.

During the report period, the City of Mission Viejo supported efforts to provide a local and regional CoC.

1. **Actions to Address Needs of Homeless Persons & Special Needs of Persons That are not Homeless but Require Supportive Housing**

Mission Viejo supported efforts to provide a CoC for homeless individuals and families with children including homeless persons with special needs, i.e., victims of domestic violence. Accomplishments are outlined below:

- ***Actions taken to prevent homelessness:*** The City allocated CDBG public service grant funds to South County Outreach and Families Forward to support homelessness prevention programs (i.e., supplemental food assistance and related support services) – 1,451 individuals were assisted with these program resources during the 2014-2015 report period.
- ***Actions taken to provide emergency shelter:*** The City provided CDBG funding to Laura's House to provide emergency shelter to victims of domestic violence. Laura's House assisted 187 Mission Viejo residents with supportive services including emergency housing.
- ***Actions taken to provide transitional housing:*** The City did not fund programs that assisted homeless persons with transitional housing during the 2014-2015 report period.
- ***Actions taken to transition homeless into permanent housing:*** The City did not fund programs that assisted homeless individuals transition into permanent housing during the 2014-2015 report period.
- ***Actions taken to address the needs of homeless sub-populations with special needs:*** As previously reported, CDBG funds were allocated to support program efforts offered by Laura's House, a domestic violence service and shelter provider - 187 individuals were assisted with support services including access to emergency housing during the report period.

2. **Super NOFA Resources**

Mission Viejo did not apply for CoC for the Homeless grant funds from HUD in 2014 or 2015 (i.e. Super NOFA funds). During the 2014-2015 report period, no Super NOFA applicants requested that the City provided a letter of support for a Super NOFA application.

E. OTHER ACTIONS DELINEATED IN THE STRATEGIC AND ACTION PLANS

1. Actions to Address Obstacles to Meeting Underserved Needs

The Consolidated Plan and 2014-2015 Annual Action Plan identified housing affordability and services for lower income households and persons with special needs as underserved community needs. The City undertook several programs during the report period to address the needs of the City's underserved:

- Housing rehabilitation programs assisted 13 lower income households with repairs to their primary residence during the report period. While no rental housing was assisted by the City, OCHA provided rental assistance to 268 lower income households. Additionally, South County Outreach and Families Forward provided critical food assistance to 1,451 Mission Viejo residents that helped them avoid homelessness.
- Adults with disabilities and victims of domestic violence (both considered special need populations) benefited from CDBG-funded programs during the report period. Vocational Visions provided direct services that helped 100 adults with disabilities access benefits or obtain employment opportunities. Laura's House assisted 187 victims of domestic violence with specialized supportive services and access to emergency housing.

2. Foster & Maintain Affordable Housing

As previously described, the City implemented a housing rehabilitation program during the report period that helped foster and maintain affordable housing. Residential rehabilitation assistance was provided to lower income homeowners to preserve housing affordability – 13 households were assisted during the report period. The construction of 38 rental housing units for Very Low-Income and Low-Income was also completed.³ Additionally, the City continued its relationship with the OCHA, the local public housing authority. During the report period, 268 Mission Viejo households received rental assistance administered by OCHA.

3. Eliminate Barriers to Affordable Housing

HUD requires that the City address barriers to affordable housing delineated in the Consolidated Plan and in the Annual Action Plan.

MARKET CONSTRAINTS

Market factors, such as the cost to develop housing and the availability of funding for the purchase or rehabilitation of housing, can limit the ability of lower income households to purchase or obtain affordable housing. Outlined below is a summary of some of the market constraints that exist in Mission Viejo and the actions taken by the City to mitigate barriers:

- **LAND AND CONSTRUCTION COSTS:** Land represents one of the most significant components of the cost of housing. Land values fluctuate with market conditions. The high price of land throughout Orange County poses a significant challenge to the development of lower-income housing. To address market constraints such as the cost of land and construction, and in compliance with State density bonus law, the City has modified development standards to

³ Units are part of 256-unit multi-family housing development project that was awarded a density bonus which resulted in the development of affordable housing units.

increase density in certain areas of the City. Increasing the allowable density of housing developments typically reduces the cost of housing per-unit. Prior to the dissolution of the City's redevelopment agency, the City was able to infuse financial resources into a project in order to achieve some level of affordability for lower income households. With the loss of this funding source, the City will continue to explore modifications to development standards, permit fast tracking and other tools that may help lower development costs.

- **AVAILABILITY OF MORTGAGE FINANCING:** An unstable economy and the degeneration of the subprime mortgage industry have affected the availability and cost of real estate loans. It remains unclear how current federal fiscal policies will impact the mortgage market in the long-term. During 2014-2015, the City collaborated with its fair housing service provider to disseminate information regarding private and public finance programs that may help to boost the number of lower income homeowners in the City.

GOVERNMENTAL CONSTRAINTS

Actions by the City can also have an impact on the price and availability of housing. Property tax policy, land use/zoning controls, building codes, fees and growth limits may serve as a constraint to housing development. The following public policies can affect overall housing availability, adequacy, and affordability.

- **PROPERTY TAX POLICY:** In California, property taxes rates are constitutionally limited. Local assessments may be added to a property tax bill; however, in most cases these assessments must be approved by a two-thirds majority of the voters. The Mission Viejo Council did not implement any additional taxes on property owners during 2014-2015.
- **LAND USE/ZONING CONTROLS:** Each city in California must prepare a comprehensive, long-term General Plan to guide its future growth. The land use element of the General Plan establishes the basic land uses and density of development within the various areas of the city. Compliance review for land use and zoning can be time consuming and costly. Residential projects in Mission Viejo generally receive streamlined and concurrent processing of various development applications (e.g., subdivision and zoning approvals), thereby reducing review time and minimizing related holding costs.
- **BUILDING CODES AND ENFORCEMENT:** State law prohibits the imposition of building standards that are not necessitated by local geographic, climatic or topographic conditions. Local governments making changes or modifications in building standards must report such changes to the California Department of Housing and Community Development and file an expressed finding that the change is needed. No local changes were made during 2014-2015.
- **PROJECT REVIEW AND FEES:** Development processing times vary and depend on the size and complexity of the project. The Community Development Director and Planning and Transportation Commission have been granted discretionary authority to approve certain types of projects with the goal of reducing review time. The City's fee schedule is comparable with neighboring cities.
- **GROWTH LIMITS:** The City of Mission Viejo does not have a growth limit ordinance in place at the present time.

4. Overcome Gaps in Institutional Structures & Enhance Coordination

During the report period, the City continued to enhance its coordination efforts with other local jurisdictions and the private sector. As a member of the Orange County Continuum of Care Community Forum, the City provided critical information to the County of Orange for preparation of the County's Continuum of Care Homeless Assistance grant application. Mission Viejo provided critical information regarding funds the City made available to serve the homeless, and also assisted in identifying and prioritizing gaps and needs in the regional system of care. The City also assisted OCHA as it prepared its Public Housing Authority (PHA) Plan, and as a member of the Cities Advisory Committee, Mission Viejo assisted the County in shaping regional housing policies.

The City of Mission Viejo also worked with local and regional partners to carry out strategies to address housing and community needs. For example, the City's relationship with the local school district helped address the childcare needs of lower income families. The City's participation in the preparation of the sub-regional AI also helped address/eliminate barriers to the provision of housing that is free of racial, ethnic, religious, gender and other forms of discrimination.

5. Improve Public Housing & Resident Initiatives

There is no public housing located in the City of Mission Viejo.

6. Evaluate & Reduce Lead-based Paint Hazards

The City has implemented HUD's comprehensive lead-based paint hazards regulations (Title X) which became effective in September 2001. These requirements have been incorporated into the City's residential rehabilitation loan/grant programs. Since a significant portion of the City's housing stock is of newer vintage only a small percentage of housing units may contain lead-paint hazards. Nine of the housing units that were rehabilitated with CDBG resources during 2014-2015 were built prior to 1978; however, two were exempt from compliance with Title X, and the other seven tested negative for lead-based paint.

7. Program, Comprehensive Planning & Monitoring Requirements Compliance

The City has made every effort to comply with all CDBG and Consolidated Plan regulations. The adopted Citizen Participation Plan ensured input from the community prior to any substantial amendment to the Consolidated Plan or its annual updates, and to review annual performance. The City also utilized HUD staff for assistance and guidance. Construction, professional services, and subrecipient agreements have been prepared to ensure compliance with applicable federal regulations. Additionally, the City implemented a monitoring program that helped ensure CDBG subrecipients complied with program regulations.

8. Reduce the Number of Persons Living Below the Poverty Level

The 2010-2014 Consolidated Plan and 2014-2015 Action Plan identified a strategy for reducing the number of persons living below the poverty level in Mission Viejo. This strategy included support of programs that:

- Implemented housing programs (including housing rehabilitation assistance) for lower income, senior and disabled homeowners. Also, supported rental assistance programs for Very Low-Income renters (via the Orange County Housing Authority).
- Supported homeless prevention services for individuals presently housed but at risk of losing their residence. Also, assisted those already homeless but in need of emergency housing opportunities.

- Supported public services to improve the quality of life of lower income seniors, youth and special need households.
- Implemented the City's Economic Development Strategy for the purpose of creating an environment that is conducive to building and sustaining businesses.

F. LEVERAGING RESOURCES

1. Other Public & Private Resources to Address Consolidated Plan Needs

The City of Mission Viejo made every effort to leverage federal funds to the greatest extent possible – \$75,000 in other public resources were used to leverage CDBG funds during the 2014-2015 report period. These sources are listed below:

2014-2015 PUBLIC/PRIVATE RESOURCES

PROGRAM	LEVERAGING SOURCE ¹
Redevelopment	\$0
General Fund (Social Service Grants)	\$75,000
TOTAL LEVERAGED NON-FEDERAL FUNDS	\$75,000

1. "Leveraging Sources" does not include additional resources provided by nonprofit partners.

2. Leveraging of Federal Resources with Other Public & Private Resources

As outlined above, \$75,000 in non-federal funds were utilized during the report period to leverage federal CDBG funds.

3. Matching Requirements

There is no match requirement for the CDBG program.

G. CITIZEN COMMENTS

With respect to this CAPER, a public notice was published in the *Saddleback Valley News* on September 11, 2015, announcing the required minimum 15-day public review period and public input opportunities. The comment period commenced on September 12, 2015, and culminated on September 28, 2015. A summary of all comments received by the City during the comment period, and also the actions the City took to address comments are summarized in **EXHIBIT 1**. (**EXHIBIT 1** also includes a copy of the notice). The draft CAPER was also posted on the City's website.

H. SELF-EVALUATION

HUD requires that the City evaluate its annual accomplishments by comparing planned activities versus actual outcomes. The City is also asked to evaluate its progress in meeting five-year Consolidated Plan goals. To assist with this evaluation, HUD has suggested the City consider the following questions:

1. Overall Progress

a. Are the activities and strategies making an impact on identified needs?

The City's Consolidated Plan identified several programs and activities for implementation to address the following priority needs:

- Housing Priority Needs
 - Programs to preserve and expand the supply of housing for lower income homeowners
 - Programs to preserve rental housing opportunities for very low-income renters
 - Programs to meet the needs of the community's homeless and those at-risk of homelessness
- Non-Housing Community Development Priority Needs
 - Promote accessibility of public facilities for persons with disabilities
 - Programs to meet the childcare needs of Low- and Moderate-Income families
 - Programs to meet the needs of seniors
 - Programs to assist persons with special needs including persons with disabilities
 - Improve public facilities/infrastructure that primarily benefits Low- and Moderate-Income families
 - Program administration

The City of Mission Viejo has developed and implemented housing programs aimed at addressing the priority housing needs identified in the Consolidated Plan and the 2014-2015 Action Plan. As previously reported, during the 2014-2015 report period, City-funded housing programs completed the rehabilitation of 13 owner-occupied housing units. These projects had a positive impact on neighborhood aesthetics and housing standards. Additionally, in cooperation with OCHA, 268 lower income renter households benefited from federal rental subsidies.

The City also continued support of a CoC for the community's homeless and those at risk of becoming homeless. Funding was used to provide emergency assistance to 187 residents experiencing domestic violence. Additionally, for residents that were at risk of becoming homeless, City-funded public services assisted 1,451 individuals with food, employment assistance, and case management.

During the report period, the City also implemented activities aimed at addressing priority community needs. Youth programs funded during the report period included before/after-school childcare; senior programs included ombudsman services and in-house supportive services. Adults with disabilities also benefited from CDBG-funded case management and employment development services. In terms of numeric impact, the City's CDBG-funded programs met or exceeded over half of

2014-2015 goals; however, as previously summarized, the City did not meet annual goals for housing rehabilitation, fair housing services, disabled services, and some senior services.

Indicators that describe results: Service level is perhaps the best indicator of program results (see **EXHIBIT 2** and **4**). By comparing planned versus actual accomplishments, it is evident which programs are reaching target populations and which are most likely making an impact. Those that do not meet planned objectives can be evaluated to determine ways to improve service delivery or if future funding is merited. For the 2014-2015 report period, the City exceeded planned public service goals (services for 2,674 individuals planned – 3,369 actually served). Conversely, the City did not meet planned housing rehabilitation goals for the year (165 units planned for rehab with 13 units completed; however, it is important to note that seven households received both a housing rehabilitation loan and a paint grant).

Status of grant programs: Overall, the City's Consolidated Plan related programs stayed focused on original objectives; however in June 2014, the City was required to prepare a "Workout Plan" due to the slow expenditure of CDBG funds. In the Workout Plan prepared by the City, it was noted that an affordable housing project funded by the City in the mid-1990s, had started making payments to the City. This CDBG program income accumulated at a faster rate than the City could spend, thus it missed the 1.5 expenditure test in May 2014. As part of the Workout Plan, the City amended its Annual Action Plan to fund a street pavement rehabilitation project and to supplement housing rehabilitation resources. As a result of these efforts, the City met the 1.5 expenditure test in May 2015. Staff continues to closely monitor unexpended balance funds to ensure timely expenditure of CDBG funds.

2. Barriers

What barriers have had a negative impact on fulfilling Consolidated Plan strategies and overall vision of the City?

As outlined above, the City did encounter a timely grant expenditure issue. In addition to an unanticipated influx of program income, in 2012 and 2013 the City began reserving funds for housing rehabilitation. With the loss of redevelopment funding and continued reductions in annual CDBG allocations, program management sought to ensure sufficient funds would be available to support a viable housing rehabilitation program. The City addressed the timeliness issue during the 2014-2015 report period.

3. Adjustments or Improvements to Strategies or Activities

What adjustments or improvements to strategies or activities might meet needs more effectively?

As noted previously, the City undertook a substantial amendment to its Consolidated Plan at the beginning of 2014-2015. The primary purpose of this amendment was to allocate funds to a residential street improvement project that helped the City spend CDBG funds in a timely manner. Prior year adjustments included a reduction of housing goals due to the loss of redevelopment funding. Additional changes ensured modifications to comply with the HEARTH Act and to adjust homelessness prevention five-year goals to reflect the change in focus of agencies that provided prevention services.

4. Compliance with Minority and Women Owned Business Requirements

During the 2014-2015 report period, the City of Mission Viejo continued to encourage the participation of minority and women owned businesses in the implementation of various CDBG-funded activities. During the report period, the City secured the services of a minority owned business to provide CDBG program administration services, and a woman owned business to manage the City's housing rehabilitation program. It is also important to note that invitations to bid, requests for proposals, and contractor outreach efforts for other CDBG-funded activities (e.g., housing rehabilitation contractors) included specific language that solicits and encourages the participation Minority and Women Owned business.

I. MONITORING

1. Monitoring Activities

Ongoing evaluation of the housing and public service delivery system is perhaps the most effective tool in detecting service gaps, problems, and for making appropriate modifications to ensure project/program compliance. Mission Viejo has instituted a monitoring plan for subrecipients receiving CDBG public service grant funds. The plan calls for monitoring subrecipients that regularly receive funding every two years. New recipients or existing recipients displaying administrative issues are monitored annually. All subrecipients are monitored quarterly via an in-house review of progress reports and expenditures. The City's monitoring system encouraged uniform reporting to ensure reliable beneficiary information. Technical assistance was provided as necessary. A monitoring checklist has been developed by the City to assist with program evaluation and on-site monitoring.

2. Status of Grant Programs

Overall, the City's Consolidated Plan related programs stayed focused on original objectives. The City continued efforts to expend CDBG funds in order to comply with expenditure ratio requirements.

- Activities falling behind schedule? No activity funded during 2014-2015 is behind schedule.
- Timely grant disbursements? The City made every effort to expend CDBG funds in a timely manner; however, during the past years the City has received in significant amount of program income, mainly due to the reduction in mortgage interest rates and increase in home sales that resulted in the payoff of rehabilitation loans. Additionally, an affordable housing development project funded in 1998 has recently begun to repay its deferred loan. Despite efforts to spend CDBG funds in a timely manner, the City was placed on a Workout Plan at the beginning of the program year. The City amended its 2014-2015 Action Plan to increase funds available for housing rehabilitation and to fund a street pavement rehabilitation project. These efforts proved successful as the City was able to meet the 1.5 unexpended grant balance test in May 2015. The City continues to monitor the influx of program income and also the expenditure of CDBG funds to ensure compliance with program regulations.
- Do actual expenditures differ substantially from letter of credit disbursements? During the past year, the City's Community Development staff and Finance staff met to review IDIS (i.e., letter of credit disbursements) and the City's accounting system. Based on a year-end analysis of expenditures, it appears there are no substantial differences between IDIS transactions and expenditures tracked by the City's accounting system.

IV. CDBG PROGRAM NARRATIVE STATEMENTS

A. ASSESSMENT OF RELATIONSHIP OF CDBG FUNDS & CONSOLIDATED PLAN GOALS & OBJECTIVES

The following narratives provide an overview of the City's actions during the report period demonstrating the relationship between the expenditure of CDBG funds and efforts to address priority needs, goals and objectives identified in the 2010-2014 Consolidated Plan.

1. Relationship between CDBG expenditures & highest priority activities - The 2010–2014 Consolidated Plan identifies the following as “high” priority needs. The City's efforts to address high priority needs during the report period are summarized:

- Affordable housing for lower income owners – During the report period, a total of 13 housing units were rehabilitated via the City's CDBG-funded rehabilitation programs - nine received a Rehabilitation Loan, seven homeowners received a Paint Program grant, and two received a grant. (Some homeowners received more than one type of assistance.)
- Affordable housing for lower income renters - The City did not utilize CDBG funds for rental housing activities; however, 268 lower income households did receive rental assistance via OCHA during the report period.
- Homelessness assistance - As outlined earlier in this report, the City dedicated a substantial portion of CDBG funds to programs that prevent homelessness. CDBG funding was also made available for support services and emergency shelter – 1,451 individuals at risk of becoming homeless were provided food, case management and other support services. Support services, including safe housing planning, was also provided to 187 victims of domestic violence during the report period.
- Services for low-income elderly – In-home supportive services and ombudsman services were made available to homebound seniors during the 2014-2015 Program Year. A total of 104 elderly individuals were assisted during the report period.
- Services for children and youth – During the report period, the cost of providing childcare services was offset with CDBG funds thus allowing the local school district to provide reduced cost childcare for 16 children from lower-income families.
- Services for persons with special needs – One hundred Mission Viejo adults with disabilities were provided employment placement and coaching services during the report period. Program efforts were supported by the City with CDBG funds. Additionally, as previously reported, 187 victims of domestic violence were provided supportive services during the report period.
- Services for low and moderate-income – CDBG funding was allocated to programs that served the City's lower income residents with reduced cost health care and counseling. The Camino Health Center assisted 1,487 Mission Viejo residents during the 2014-2015 report period. Additionally, Mariposa Women and Family Center assisted 24 women with emotional and behavioral issues attain employment.

- Community development improvements – CDBG funding was allocated for public infrastructure improvement activities during the 2014-2015 report period. The pavement of 23 residential streets was rehabilitated with program resources.

All of the activities outlined above are consistent with the City’s Consolidated Plan and are identified as high priority needs. In addition to the previously referenced exhibits, summaries of 2014-2015 CDBG accomplishments are also provided in IDIS Reports **PR23**, **PR06** and **PR03 (EXHIBITS 5, 6 and 7 respectively)**.

2. **CDBG funds used to meet affordable housing goals** - The City of Mission Viejo funded two housing rehab programs with CDBG funds - the Housing Rehabilitation Loan and Paint programs. The table below provides a summary of how CDBG funds were used to meet the housing needs of the different eligible income categories by these programs.

2014-2015 CDBG HOUSING ACCOMPLISHMENTS

EXTREMELY LOW-INCOME 0% - 30% COUNTY MEDIAN INCOME	VERY LOW-INCOME 30+% - 50% COUNTY MEDIAN INCOME	LOW-INCOME 50+% - 80% COUNTY MEDIAN INCOME
2 Housing Unit	1 Housing Units	10 Housing Units

CDBG funds can be utilized to meet one of three national objectives: 1) elimination of slums and blight; 2) meeting an urgent need, or; 3) benefiting low- and moderate-income persons. Based on information reported in the **CDBG FINANCIAL SUMMARY REPORT (EXHIBIT 8)**, 100% of CDBG funds were spent to benefit Low- and Moderate-Income persons during the report period.

There are several CDBG funded programs and activities implemented during the report period that benefited HUD-defined presumed beneficiaries. These programs included public services for the elderly, disabled adults, victims of domestic violence, and the homeless.⁴ For programs that did not serve presumed beneficiaries the City required service providers to obtain household size and income data. The City required that the validity of this information be confirmed by the service provider through an income verification process or through client self-certification. Quarterly reports were provided to the City summarizing this data. The City also monitored service providers to review their mechanism for determining program eligibility. City Staff will typically spot check files during monitoring visits to verify correct data and information was utilized.

CDBG-funded public facility improvement projects were undertaken in areas that serve CDBG-eligible populations (e.g., neighborhoods that have been identified by the U.S. Census Bureau and HUD as having high percentages of Low- and Moderate-income residents). The map in **EXHIBIT 3** identifies the City’s HUD target areas utilized during the 2014-2015 report period.

B. CHANGES IN PROGRAM OBJECTIVES

As previously indicated, at the beginning of the 2014-2015 program year, an amendment to the City’s Action Plan was implemented in order to fund activities that helped spend down CDBG funds in a timely manner.

⁴ Per CDBG program regulations “Presumed Beneficiaries” do not need to meet an income test, rather they must be able to document the condition/situation that qualifies them as a presumed beneficiary.

The City's 2014-2015 Action Plan also contained additional commitments to efforts and certifications related to meeting CDBG program objectives including the following:

- **Pursuit of all resources indicated in the Consolidated Plan and Annual Action Plan** - The City's Annual Action Plan identified resources it would pursue for housing and community development activities which included the following:
 - CDBG funds
 - CDBG program income
 - City General fund
- **Request for Certifications of Consistency:** The City made every effort to honor requests of nonprofits and other public entities for certifications of consistency for HUD programs in a fair and impartial manner. The City received a request for certification for HUD programs from the Orange County Housing Authority for submission of its Annual PHA Plan; however, the City did not receive requests for certification of consistency with the Consolidated Plan from nonprofits applying for other HUD funding.
- **Consolidated Plan Implementation:** The City did not undertake actions that hindered the implementation of the approved Consolidated Plan or the 2014-2015 Annual Action Plan.
- **Program Regulation Compliance:** During the report period, Mission Viejo did not undertake activities that required the acquisition or demolition of real property. If such actions would have been undertaken, the City would have ensured compliance with all applicable program regulations.
- **Economic Opportunities:** The City did not use CDBG funds to undertake economic development activities during the report period. If CDBG funds had been expended for such activities, additional reporting would be provided regarding the actions taken to ensure jobs created were filled by Low- and Moderate-Income persons.

The City did fund two public service programs that assisted program participants improve their job search or computer skills. Two additional public service grant programs received funding in support of identifying employment opportunities for adults with developmental disabilities and women with emotional/behavioral issues.

The City continued to support a variety of efforts to attract and retain businesses. The activities listed below were undertaken during the 2014-2015 report period without CDBG funding:

- Mission Viejo continued its partnership with the OC Workforce Investment Board and the One-Stop Centers, specifically hosting the South Orange County Job Fair for the past three years.
- The Orange County Veterans Service Office in Mission Viejo provided job development and job support, coaching and training assistance to Veterans.
- Saddleback College offered a workforce development program that focused on placing students in the workforce. Saddleback College also supported Veterans with an on campus office.
- Mission Viejo is also home to the Goodwill of Orange County Career Center, which provides quality education, training and employment services for the disabled.

- **Program Income:** The City received \$151,584 in CDBG Program Income. Income was generated by the repayment of rehab loans previously funded with CDBG. The City did not undertake float funded activities during the report period; similarly the City did not undertake activities that generated income from the sale of real property. Finally, no loan adjustments or write-offs were made by the City during program year.

C. NEIGHBORHOOD REVITALIZATION STRATEGIES

Mission Viejo does not have a HUD-approved neighborhood revitalization strategy or Empowerment Zone/Enterprise Community designation.

D. SECTION 108 LOAN GUARANTEE

The City does not have an open Section 108 Loan nor did it apply for a 108 Loan Guarantee during the report period.

V. EXHIBITS

Exhibit 1 - Proof of Publication and Summary of Public Comments

Exhibit 2 - HUD Consolidated Plan Objectives Tables (Table 2A, Table 2B, Table 1C, 2C 3A)

Exhibit 3 - Map of City of Mission Viejo CDBG-Eligible Areas &
CDBG Eligible Census Tracts and Block Groups

Exhibit 4 - 2014-2015 Priority Accomplishments Planned Versus Actual

Exhibit 5 - Program Year 2014 Summary of Accomplishments (PR23)

Exhibit 6 - Summary of Consolidated Plan Projects for 2014 (PR06)

Exhibit 7 - CDBG Activity Summary Report (GPR) for 2014 (PR03)

Exhibit 8 - CDBG Financial Summary for 2014 (PR26)

INTENTIONALLY BLANK

AFFIDAVIT OF PUBLICATION

STATE OF CALIFORNIA,)
) ss.
County of Orange)


I am a citizen of the United States and a resident of the County aforesaid; I am over the age of eighteen years, and not a party to or interested in the above entitled matter. I am the principal clerk of the **Saddleback Valley News**, a newspaper that has been adjudged to be a newspaper of general circulation by the Superior Court of the County of Orange, State of California, on December 7, 1976, Case No. A-86742 in and for the South Orange County Judicial District, County of Orange, State of California; that the notice, of which the annexed is a true printed copy, has been published in each regular and entire issue of said newspaper and not in any supplement thereof on the following dates, to wit:

September 11, 2015

"I certify (or declare) under the penalty of perjury under the laws of the State of California that the foregoing is true and correct":

Executed at Santa Ana, Orange County, California, on

Date: September 11, 2015



Signature

Saddleback Valley News
625 N. Grand Ave.
Santa Ana, CA 92701
(714) 796-2209

PROOF OF PUBLICATION



CITY OF MISSION VIEJO
NOTICE TO PUBLIC OF AVAILABILITY OF DOCUMENT FOR PUBLIC REVIEW AND PUBLIC COMMENT

Notice is hereby given that the City of Mission Viejo Community Development Department's Community Development Block Grant (CDBG) Consolidated Annual Performance and Evaluation Report (CAPER) is available for public review and comment. CDBG regulations require the City to submit the CAPER to the United States Department of Housing and Urban Development (HUD) within 90 days of the close of the FY 2014-2015 CDBG program. The CAPER serves three basic purposes: (1) to provide HUD with necessary information to assess the City's ability to carry out its programs in compliance with applicable regulations and requirements; (2) to provide information necessary for HUD to report to Congress; and (3) to provide the City with an opportunity to describe its program achievements for Mission Viejo residents. The 2014-2015 CAPER provides information regarding the use of CDBG funds by the City between July 1, 2014 and June 30, 2015.

The CAPER will be available for public review beginning September 12, 2015, through noon September 28, 2015, on the City's website (www.cityofmissionviejo.org), and at the following locations:

City of Mission Viejo City Hall
Community Development Department/Public Counter
200 Civic Center, Mission Viejo, CA 92691
8:00 AM - 4:00 PM (Monday - Friday)

Mission Viejo Library, Reference Desk
100 Civic Center, Mission Viejo, CA 92691
10:00 AM - 3:00 PM (Monday - Thursday), 1:00 PM - 5:00 PM (Friday),
10:00 AM - 5:00 PM (Saturday), 12:00 PM - 5:00 PM (Sunday)

In order for comments to be incorporated into the final CAPER, comments should be made in writing and submitted to the contact person listed below by 12:00 PM September 28, 2015. No additional public comments will be accepted after this date.

Contact: Mike Lhuras, Community Development Department
(milhuras@cityofmissionviejo.org) for additional information regarding the City's CDBG program.

Elaine Lister
Director of Community Development
Publish: Saddleback Valley News, September 11, 2015 10087803

SUMMARY OF WRITTEN PUBLIC COMMENTS SUBMITTED DURING COMMENT PERIOD

No written comments were submitted during the public comment period.

SUMMARY OF PUBLIC COMMENTS SUBMITTED DURING PUBLIC INPUT PERIOD

No public comments were provided during the public input period.

Table 3A Summary of Specific Annual Objectives

Grantee Name: City of Mission Viejo

Availability/Accessibility of Decent Housing (DH-1)							
Specific Objective		Source of Funds	Year	Performance Indicators	Expected Number	Actual Number	Percent Completed
HUD Code: DH 1.1	Provide rehabilitation loans & grants to assist homeowners improve primary residence. Rehabilitate 80 units with CDBG & 20 with redevelopment funds.	CDBG	2010	Housing Units	16	18	112.5%
			2011	Housing Units	21	17	81.0%
			2012	Housing Units	16	7	43.8%
			2013	Housing Units	16	7	43.8%
			2014	Housing Units	15	13	86.7%
			5-Yr Con Plan Goal		80	62	77.5%
HUD Code: DH 1.2	Expand the supply of new housing affordable to Low- & Mod-Income households by ensuring 15% of 144 units to be constructed are developed & maintained affordable with long-term deed restrictions.	Redev	2010	Housing Units	144	0	0.0%
			2011	Housing Units	0	0	0.0%
			2012	Housing Units	0	0	0.0%
			2013	Housing Units	0	144	NA
			2014	Housing Units	0	0	0
			5-Yr Con Plan Goal		144	144	100.0%
HUD Code: DH 1.3	Support service agencies that provide short-term shelter (up to 3 months) to individuals that are in immediate need of shelter & support services. Funding may be focused on but not limited to victims of domestic violence.	CDBG	2010	Individuals	7	0	0.0%
			2011	Individuals	8	4	50.0%
			2012	Individuals	12	3	25.0%
			2013	Individuals	15	9	60.0%
			2014	Individuals	0	0	0.0%
			5-Yr Con Plan Goal		35	16	45.7%
HUD Code: DH 1.4	Support service agencies that provide transitional housing (3 to 24 months) to homeless individuals that are stabilized yet still require housing, case management & other life skills in order to become self sufficient.	CDBG	2010	Individuals	8	0	0.0%
			2011	Individuals	0	0	0.0%
			2012	Individuals	0	0	0.0%
			2013	Individuals	0	0	0.0%
			2014	Individuals	0	0	0.0%
			5-Yr Con Plan Goal		25	0	0.0%
HUD Code: DH 1.5	Support service agencies that provide outreach and assessment for chronic homeless	CDBG	2010	Individuals	NA	NA	NA
			2011	Individuals	NA	NA	NA
			2012	Individuals	0	0	0.0%
			2013	Individuals	0	0	0.0%
			2014	Individuals	0	0	0.0%
			5-Yr Con Plan Goal		5	0	0.0%

Affordability of Decent Housing (DH-2)							
Specific Objective		Source of Funds	Year	Performance Indicators	Expected Number	Actual Number	Percent Completed
HUD Code: DH 2.1	Support OC Housing Authority’s efforts to provide Housing Choice Vouchers to lower income households.	HUD Housing Vouchers	2010	Housing Units	285	265	93.0%
			2011	Housing Units	270	263	97.4%
			2012	Housing Units	270	235	87.0%
HUD Code: DH 3.1	NA	NA	2010	NA	NA	NA	NA
			2011				
			2012				
			2013				
			2014				
5-Yr Con Plan Goal							
Availability/Accessibility of Suitable Living Environment (SL-1)							
Specific Objective		Source of Funds	Year	Performance Indicators	Expected Number	Actual Number	Percent Completed
HUD Code: SL 1.1	Provide financial support to public & nonprofit organizations that provide direct services to seniors & frail elderly . Services will help individuals maintain independent living or	CDBG	2010	Individuals	110	130	118.2%
			2011	Individuals	105	131	124.8%
			2012	Individuals	88	117	133.0%
			5-Yr Con Plan Goal		4,500	#REF!	#REF!
Affordability of Suitable Living Environment (SL-2)							
Specific Objective		Source of Funds	Year	Performance Indicators	Expected Number	Actual Number	Percent Completed
HUD Code: SL 2.1	NA	NA	2010	NA	NA	NA	NA
			2011				
			2012				
			2013				
			2014				
5-Yr Con Plan Goal				NA	NA	NA	
Sustainability of Suitable Living Environment (SL-3)							
Specific Objective		Source of Funds	Year	Performance Indicators	Expected Number	Actual Number	Percent Completed
HUD Code: SL 3.1	Financial assistance for CDBG-eligible projects that improve or upgrade the City’s infrastructure & address a community priority. Improvements may include repair/ replace residential street, sidewalks, ADA compliance & related improvements.	CDBG	2010	Project	1	1	100.0%
			2011	Projects	1	1	100.0%
			2012	Projects	0	0	0.0%
			2013	Projects	0	0	0.0%
			2014	Projects	1	1	100.0%
			5-Yr Con Plan Goal		4	3	75.0%

HUD Code: SL 3.2	Financial assistance for CDBG-eligible projects that improve or upgrade the City’s public facilities & address a community priority. Improvements include but are not limited to repairs, replacement &/or upgrades at neighbor-hood parks (including ADA compliance).	CDBG	2010	Projects	0	0	0.0%
			2011	Projects	0	0	0.0%
			2012	Projects	0	0	0.0%
			2013	Projects	0	0	0.0%
			2014	Projects	0	0	0.0%
		5-Yr Con Plan Goal			2	0	0.0%
Availability/Accessibility of Economic Opportunity (EO-1)							
Specific Objective		Source of Funds	Year	Performance Indicators	Expected Number	Actual Number	Percent Completed
HUD Code: EO 1.1	Activities funded under “Support Services for Developmentally Disabled Adults” & “Support Services for Low/Moderate Income Persons”	CDBG	2010	NA	NA	NA	NA
			2011				
			2012				
			2013				
			2014				
5-Yr Con Plan Goal			NA	NA	NA		
Affordability of Economic Opportunity (EO-2)							
Specific Objective		Source of Funds	Year	Performance Indicators	Expected Number	Actual Number	Percent Completed
HUD Code: EO 2.1	Activities funded under “Support Services for Developmentally Disabled Adults” & “Support Services for Low/Moderate Income Persons”	CDBG	2010	NA	NA	NA	NA
			2011				
			2012				
			2013				
			2014				
5-Yr Con Plan Goal			NA	NA	NA		
Sustainability of Economic Opportunity (EO-3)							
Specific Objective		Source of Funds	Year	Performance Indicators	Expected Number	Actual Number	Percent Completed
HUD Code: EO 3.1	Activities funded under “Support Services for Developmentally Disabled Adults” & “Support Services for Low/Moderate Income Persons”	CDBG	2010	NA	NA	NA	NA
			2011				
			2012				
			2013				
			2014				
5-Yr Con Plan Goal			NA	NA	NA		

Neighborhood Revitalization (NR-1)							
Specific Objective		Source of Funds	Year	Performance Indicators	Expected Number	Actual Number	Percent Completed
HUD Code: NR 1.1	NA	NA	2010	NA	NA	NA	NA
			2011				
			2012				
			2013				
			2014				
		5-Yr Con Plan Goal		NA	NA	NA	
Other (O-1)							
Specific Objective		Source of Funds	Year	Performance Indicators	Expected Number	Actual Number	Percent Completed
HUD Code: O 1.1	Implement action plan to address impediments to fair housing including financial support for fair housing education, training & referral services & enforcement of fair housing laws & prosecute fair housing law violators.	CDBG	2010	Households	101	81	80.2%
			2011	Households	175	70	40.0%
			2012	Households	160	120	75.0%
			2013	Households	150	97	64.7%
			2014	Households	123	85	69.1%
					5-Yr Con Plan Goal		500

HUD Table 2A
Priority Housing Needs/Investment Plan Goals

Priority Need (HUD Funds Only)	5-YR GOAL		YR 1 GOAL (FY 10-11)		YR 2 GOAL (FY 11-12)		YR 3 GOAL (FY 12-13)		YR 4 GOAL (FY 13-14)		YR 5 GOAL (FY 14-15)	
	Planned	Actual	Planned	Actual	Planned	Actual	Planned	Actual	Planned	Actual	Planned	Actual
Renters												
0 - 30 of MFI												
31 - 50% of MFI	285	251	285	265	270	263	270	235	250	225	226	268
51 - 80% of MFI												
Owners												
0 - 30 of MFI	10	5	2	1	3	0		1	2	1	2	2
31 - 50 of MFI	25	9	4	0	5	3		3	4	2	4	1
51 - 80% of MFI	45	48	10	17	13	14		3	10	4	9	10
Homeless* ¹												
Individuals	40	0	8	0	0	0	0	0	0	0	0	0
Families	-	-										
Non-Homeless Special Needs												
Elderly ²	50	17	10	6	7	8	7	3	7	6	7	9
Frail Elderly ²												
Severe Mental Illness												
Physical Disability ²												
Developmental Disability												
Alcohol/Drug Abuse												
HIV/AIDS												
Victims of Domestic Violence ³	35	16	7	0	8	4	12	3	15	9	0	0
Total	405	313	309	283	291	280	270	242	266	232		281
Total Section 215 ⁴												
215 Renter	-	-										
215 Owner	-	-										

Source: City of Mission Viejo 2010-2014 Consolidated Plan

* Homeless individuals and families assisted with transitional and permanent housing

1. To simplify annual reporting, the City will ask service providers to establish goals based on number of individuals served; however, quarterly accomplishment reports will capture families served.

2. Planned and actual accomplishments included with "Owner" Housing goals/accomplishments.

3. The Consolidated Plan indicates emergency shelter services will be provided to victims of domestic violence – see Table 2B for "Planned/Actual" goals.

4. Section 215 refers to the section of the HOME program regulations that stipulates the affordability requirements of both rental and ownership housing that is benefits from HOME funding.

**HUD Table 2A
PRIORITY HOUSING ACTIVITIES**

Priority Need	5-YR GOAL		YR 1 GOAL (FY 10-11)		YR 2 GOAL (FY 11-12)		YR 3 GOAL (FY 12-13)		YR 4 GOAL (FY 13-14)		YR 5 GOAL (FY 14-15)	
	Planned	Actual	Planned	Actual	Planned	Actual	Planned	Actual	Planned	Actual	Planned	Actual
CDBG												
Acquisition of existing rental units												
Production of new rental units												
Rehabilitation of existing rental units												
Rental assistance												
Acquisition of existing owner units												
Production of new owner units												
Rehabilitation of existing owner units	80	62	16	18	21	17	16	7	16	7	15	13
Homeownership assistance												
Other:												
HOME - The City does not receive HOME funding												
Acquisition of existing rental units												
Production of new rental units												
Rehabilitation of existing rental units												
Rental assistance												
Acquisition of existing owner units												
Production of new owner units												
Rehabilitation of existing owner units												
Homeownership assistance												
HOPWA – The City does not receive HOPWA funding												
Rental assistance												
Short term rent/mortgage utility payments												
Facility based housing development												
Facility based housing operations												
Supportive services												
Other												
Mission Viejo Community Development Agency – Housing Rehabilitation ¹	NA	3	4	3	6	0	0	0	NA	NA		
Mission Viejo Community Development Agency – Housing Development ²	144	144	0	0	0	0	0	0	0	144	0	0

1. Redevelopment funded housing rehabilitation goals have been eliminated due to State action in 2012 to eliminate redevelopment agencies.

2. 22 of the 144 units to be constructed will be affordable for Low and Very-Low income buyers.

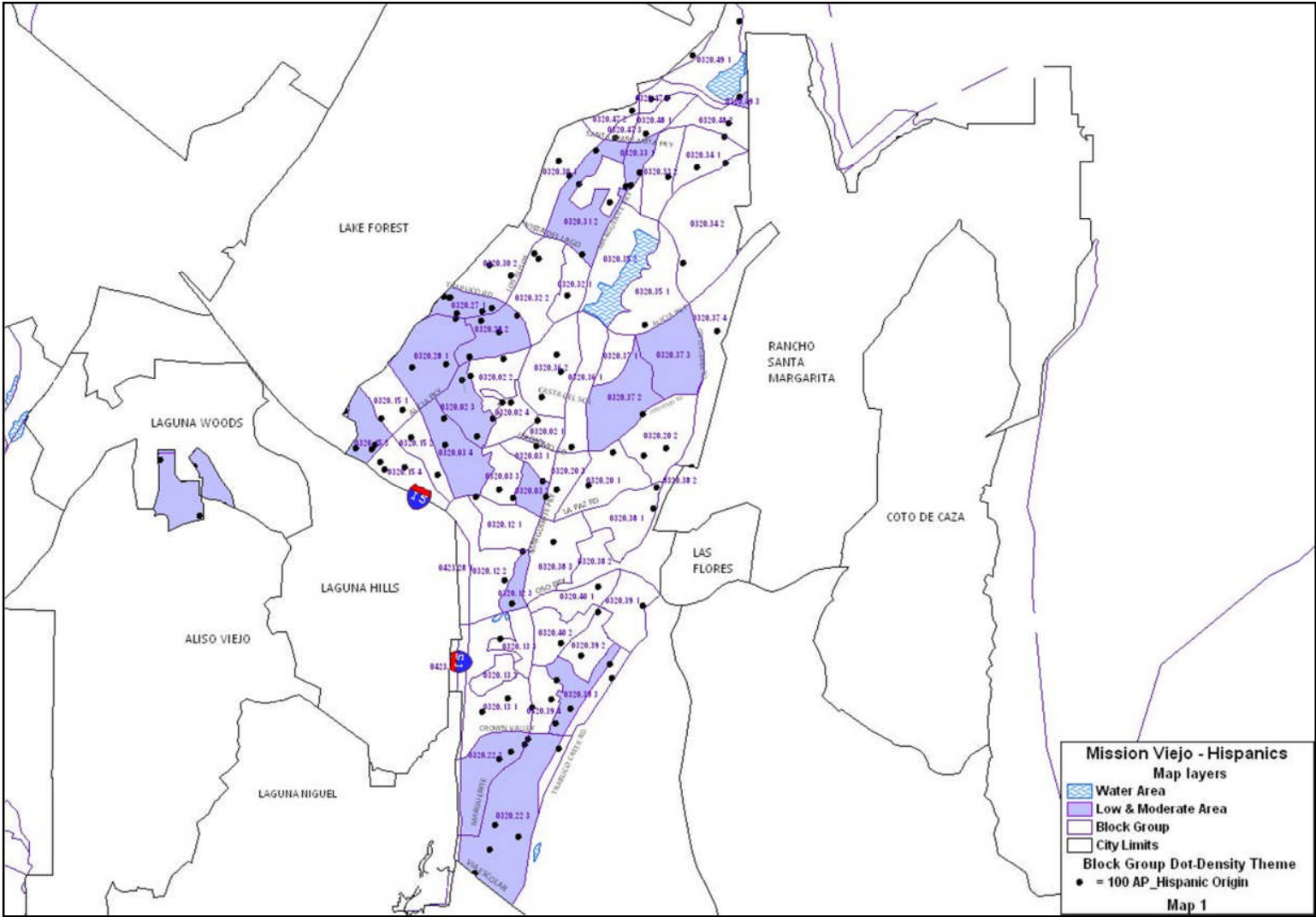
**HUD TABLE 2B
PRIORITY COMMUNITY DEVELOPMENT ACTIVITIES**

Priority Need	5-YR GOALS		YR 1 GOAL (FY 10-11)		YR 2 GOAL (FY 11-12)		YR 3 GOAL (FY 12-13)		YR 4 GOAL (FY 13-14)		YR 5 GOAL (FY 14-15)	
	Planned	Actual	Planned	Actual	Planned	Actual	Planned	Actual	Planned	Actual	Planned	Actual
Acquisition of Real Property												
Disposition												
Clearance and Demolition												
Clearance of Contaminated Sites												
Code Enforcement												
Public Facility (General)												
Senior Centers												
Handicapped Centers												
Homeless Facilities												
Youth Centers												
Neighborhood Facilities												
Child Care Centers												
Health Facilities												
Mental Health Facilities												
Parks and/or Recreation Facilities	2	0	0	0	0	0	0	0	0	0	0	0
Parking Facilities												
Tree Planting												
Fire Stations/Equipment												
Abused/Neglected Children Facilities												
Asbestos Removal												
Non-Residential Historic Preservation												
Other:												
Infrastructure (General)												
Water/Sewer Improvements												
Street Improvements	3	3	1	1	1	1	0	0	0	0	1	1
Sidewalks/ADA Ramps	1	0	0	0	0	0	0	0	0	0		
Solid Waste Disposal Improvements												
Flood Drainage Improvements												

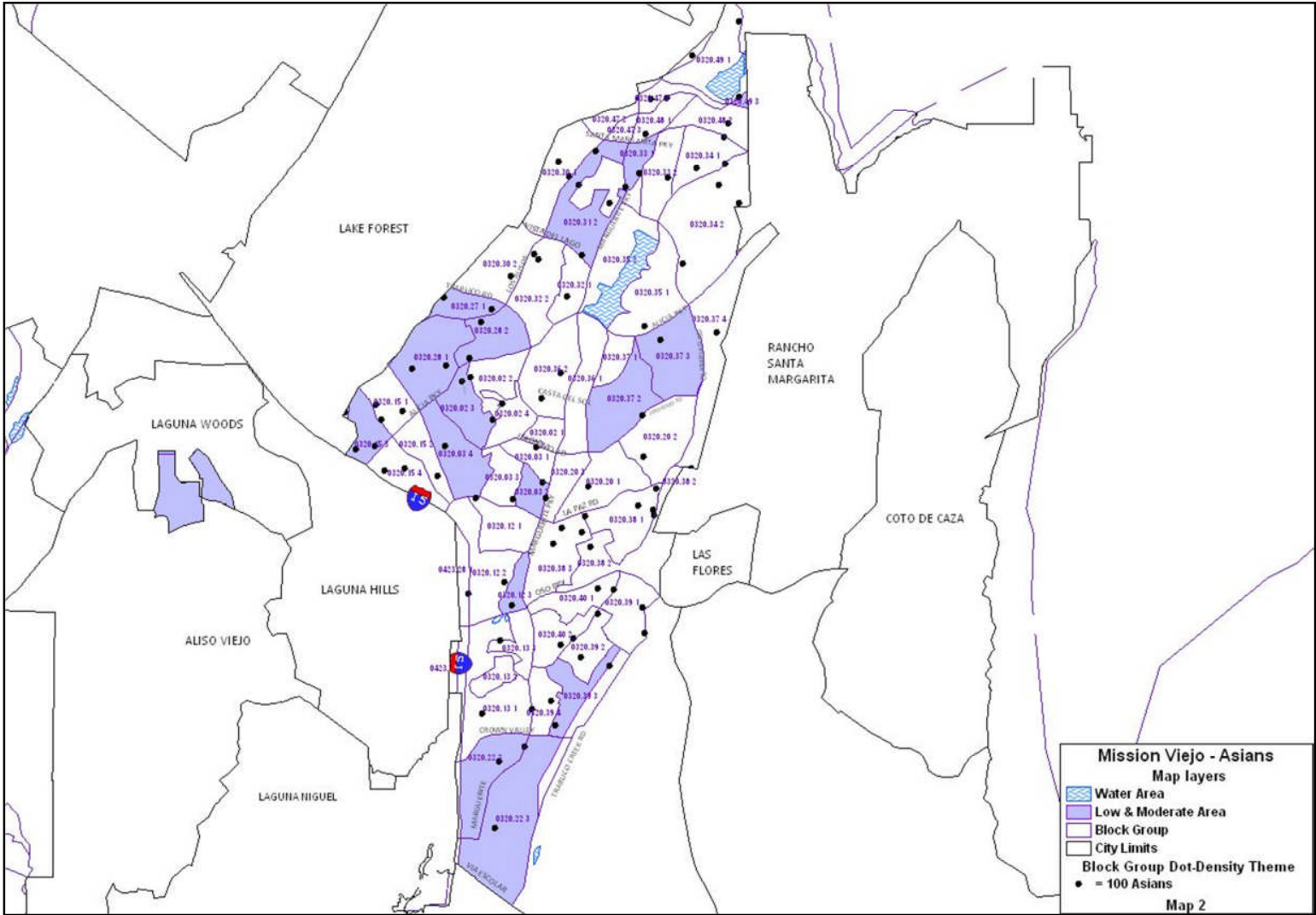
Priority Need	5-YR GOALS		YR 1 GOAL (FY 10-11)		YR 2 GOAL (FY 11-12)		YR 3 GOAL (FY 12-13)		YR 4 GOAL (FY 13-14)		YR 5 GOAL (FY 14-15)	
	Planned	Actual	Planned	Actual	Planned	Actual	Planned	Actual	Planned	Actual	Planned	Actual
Public Services (General)												
Senior Services	600	620	110	130	105	131	88	117	95	138	111	104
Handicapped Services	500	581	116	114	105	119	106	126	113	122	124	100
Legal Services												
Youth Services	275	103	38	49	36	12	12	8	12	18	13	16
Child Care Services ¹	275	103										
Transportation Services												
Substance Abuse Services												
Employment/Training Services												
ED Technical Assistance												
Micro-enterprise Assistance												
Other												

1. Youth services to be provided are childcare services.
2. Health Services to be provided are tallied under "Low/Mod General."
3. City amended its Con Plan in FY 11-12 to add "Low/Mod General" accomplishments as it received funding request for health care services. Additionally, agencies that had provided direct financial assistance to prevent homelessness decided to use resources to provide food and counseling services.

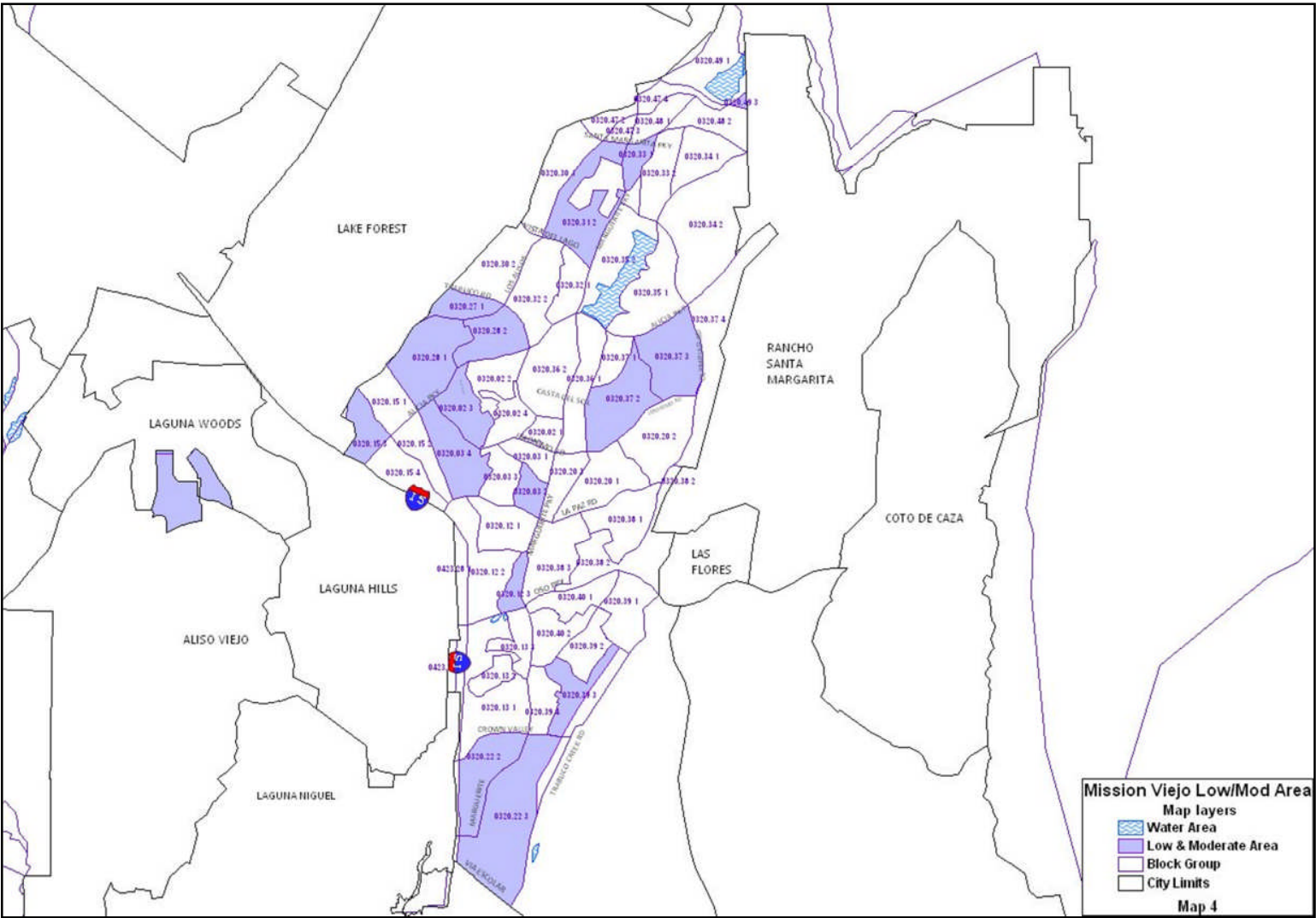
MAP 1 – HISPANIC/LATINO POPULATION CONCENTRATION



MAP 2 – ASIAN POPULATION CONCENTRATION



MAP 3 – CITY OF MISSION VIEJO CDBG-ELIGIBLE AREAS



CDBG-Eligible Census Tracts and Block Groups

CENSUS TRACT	BLOCK GROUP	LOW/MOD UNIVERSE	LOW/MOD RESIDENTS	PERCENT LOW/MOD
032022	3	2,315	1,271	54.9
032028	1	1,388	698	50.3
032033	1	1,743	810	46.5
032027	1	2,619	1,204	46.0
032037	2	1,688	724	42.9
032037	3	1,349	499	37.0
032049	3	395	144	36.5
032015	3	1,484	523	35.2
032022	2	1,367	462	33.8
032039	3	1,549	501	32.3
032002	3	2,098	657	31.3
032003	2	689	214	31.1
032028	2	1,756	529	30.1
032012	3	628	186	29.6
032003	4	1,682	462	27.5
032031	2	2,200	604	27.5

Source: U.S. Department of Housing and Urban Development

The City of Mission Viejo is considered an “exception” community under the CDBG program, which allows for Census Tract Block Groups in the City with less than 51% Low- and Moderate-Income residents to still be targeted for program resources.



U.S. Department of Housing and Urban Development
Office of Community Planning and Development
Integrated Disbursement and Information System
CDBG Summary of Accomplishments
Program Year: 2014

DATE: 09-19-15

MISSION VIEJO

Count of CDBG Activities with Disbursements by Activity Group & Matrix Code

Activity Group	Activity Category	Open Count	Open Activities Disbursed	Completed Count	Completed Activities Disbursed	Program Year Count	Total Activities Disbursed
Housing	Rehab; Single-Unit Residential (14A)	1	\$272,237.52	1	\$0.00	2	\$272,237.52
	Total Housing	1	\$272,237.52	1	\$0.00	2	\$272,237.52
Public Facilities and Improvements	Street Improvements (03K)	0	\$0.00	1	\$513,206.00	1	\$513,206.00
	Total Public Facilities and Improvements	0	\$0.00	1	\$513,206.00	1	\$513,206.00
Public Services	Public Services (General) (05)	0	\$0.00	3	\$11,500.09	3	\$11,500.09
	Senior Services (05A)	0	\$0.00	4	\$11,275.00	4	\$11,275.00
	Handicapped Services (05B)	0	\$0.00	2	\$13,675.00	2	\$13,675.00
	Youth Services (05D)	0	\$0.00	1	\$0.00	1	\$0.00
	Battered and Abused Spouses (05G)	0	\$0.00	2	\$4,950.00	2	\$4,950.00
	Child Care Services (05L)	0	\$0.00	1	\$7,500.00	1	\$7,500.00
	Health Services (05M)	0	\$0.00	2	\$5,340.00	2	\$5,340.00
	Food Banks (05W)	0	\$0.00	1	\$5,050.00	1	\$5,050.00
	Total Public Services	0	\$0.00	16	\$59,290.09	16	\$59,290.09
General Administration and Planning	General Program Administration (21A)	1	\$52,375.38	1	\$5,142.50	2	\$57,517.88
	Fair Housing Activities (subject to 20%	0	\$0.00	2	\$7,000.00	2	\$7,000.00
	Total General Administration and Planning	1	\$52,375.38	3	\$12,142.50	4	\$64,517.88
Grand Total		2	\$324,612.90	21	\$584,638.59	23	\$909,251.49

CDBG Sum of Actual Accomplishments by Activity Group and Accomplishment Type

Activity Group	Matrix Code	Accomplishment Type	Open Count	Completed Count	Totals
Housing	Rehab; Single-Unit Residential (14A)	Housing Units	13	7	20
	Total Housing		13	7	20
Public Facilities and Improvements	Street Improvements (03K)	Persons	0	3,010	3,010
	Total Public Facilities and Improvements		0	3,010	3,010
Public Services	Public Services (General) (05)	Persons	0	1,787	1,787
	Senior Services (05A)	Persons	0	242	242
	Handicapped Services (05B)	Persons	0	222	222
	Youth Services (05D)	Persons	0	18	18
	Battered and Abused Spouses (05G)	Persons	0	363	363
	Child Care Services (05L)	Persons	0	16	16
	Health Services (05M)	Persons	0	3,135	3,135
	Food Banks (05W)	Persons	0	622	622
	Total Public Services		0	6,405	6,405
Grand Total			13	9,422	9,435

CDBG Beneficiaries by Racial / Ethnic Category

Housing-Non Housing	Race	Total Persons	Total Hispanic Persons	Total Households	Total Hispanic Households
Housing	White	0	0	18	2
	Asian	0	0	2	0
	Total Housing	0	0	20	2
Non Housing	White	5,145	2,722	0	0
	Black/African American	142	2	0	0
	Asian	245	9	0	0
	American Indian/Alaskan Native	19	14	0	0
	Native Hawaiian/Other Pacific Islander	48	1	0	0
	American Indian/Alaskan Native & White	7	2	0	0
	Asian & White	24	2	0	0
	Black/African American & White	35	1	0	0
	Amer. Indian/Alaskan Native & Black/African	4	0	0	0
	Other multi-racial	114	53	0	0
	Total Non Housing	5,783	2,806	0	0

Grand Total	White	5,651	3,143	18	2
	Black/African American	155	3	0	0
	Asian	249	9	2	0
	American Indian/Alaskan Native	21	16	0	0
	Native Hawaiian/Other Pacific Islander	54	1	0	0
	American Indian/Alaskan Native & White	8	3	0	0
	Asian & White	29	4	0	0
	Black/African American & White	39	1	0	0
	Amer. Indian/Alaskan Native & Black/African	4	0	0	0
	Other multi-racial	195	118	0	0
	Total Grand Total	6,405	3,298	20	2

CDBG Beneficiaries by Income Category

	Income Levels	Owner Occupied	Renter Occupied	Persons
Housing	Extremely Low (<=30%)	2	0	0
	Low (>30% and <=50%)	1	0	0
	Mod (>50% and <=80%)	10	0	0
	Total Low-Mod	13	0	0
	Non Low-Mod (>80%)	0	0	0
	Total Beneficiaries	13	0	0
Non Housing	Extremely Low (<=30%)	0	0	2,156
	Low (>30% and <=50%)	0	0	456
	Mod (>50% and <=80%)	0	0	112
	Total Low-Mod	0	0	2,724
	Non Low-Mod (>80%)	0	0	23
	Total Beneficiaries	0	0	2,747

PR06 - Summary of Consolidated Plan Projects for Report Year

Grantee: MISSION VIEJO

Plan Year	IDIS Project	Project Title and Description	Program	Project Estimate	Committed Amount	Amount Drawn Thru Report Year	Amount Available to Draw	Amount Drawn in Report Year	
2014	1	Age Well Senior Services	Case management and in-home support services for seniors.	CDBG	\$5,450.00	\$5,450.00	\$5,450.00	\$0.00	\$5,450.00
	2	Camino Health Clinic	Low-cost primary medical and pediatric dental care for lower income households.	CDBG	\$5,340.00	\$5,340.00	\$5,340.00	\$0.00	\$5,340.00
	3	CDBG Program Administration	CDBG program oversight and coordination.	CDBG	\$76,602.00	\$76,602.00	\$52,375.38	\$24,226.62	\$52,375.38
	4	Council on Aging	Long-term care ombudsman program to help ensure health and safety of seniors/disabled living in managed care facilities.	CDBG	\$5,825.00	\$5,825.00	\$5,825.00	\$0.00	\$5,825.00
	5	Fair Housing Services	Fair Housing outreach, education and enforcement services.	CDBG	\$7,000.00	\$7,000.00	\$7,000.00	\$0.00	\$7,000.00
	6	Families Forward	Foodbank and support services for persons at risk of homelessness and who are low-income.	CDBG	\$5,050.00	\$5,050.00	\$5,050.00	\$0.00	\$5,050.00
	7	Housing Rehabilitation	Single Family housing rehabilitation loans and grants for qualified low and moderate-income homeowners.	CDBG	\$393,000.00	\$393,000.00	\$272,237.52	\$120,762.48	\$272,237.52
	8	Laura's House	Support services for victims of domestic violence.	CDBG	\$4,950.00	\$4,950.00	\$4,950.00	\$0.00	\$4,950.00
	9	Saddleback Valley Unified School District	Pre and after-school childcare services for lower income households.	CDBG	\$7,500.00	\$7,500.00	\$7,500.00	\$0.00	\$7,500.00
	10	South County Outreach	Foodbank and other support services for households at risk of homelessnes or who are in need.	CDBG	\$9,950.00	\$9,950.00	\$9,950.00	\$0.00	\$9,950.00
	11	Vocational Visions	Employment development services for adults with developmental disabilities.	CDBG	\$13,675.00	\$13,675.00	\$13,675.00	\$0.00	\$13,675.00
	12	Mariposa Women & Family Center	Counseling and training for women with mental illness or behavioral health challenges.	CDBG	\$4,950.00	\$1,550.09	\$1,550.09	\$0.00	\$1,550.09
	13	Residential Street Pavement Rehabilitation	Reconstructoin of residential street pavement. Streets located in CDBG-eligilbe neighborhoods.	CDBG	\$513,206.00	\$513,206.00	\$513,206.00	\$0.00	\$513,206.00

Intentionally Blank



U.S. Department of Housing and Urban Development
Office of Community Planning and Development
Integrated Disbursement and Information System
CDBG Activity Summary Report (GPR) for Program Year 2014
MISSION VIEJO

Date: 19-Sep-2015
Time: 13:52
Page: 1

PGM Year:	2013		
Project:	0001 - Age Well Senior Services		
IDIS Activity:	193 - Age Well Senior Services		
Status:	Completed 7/29/2014 12:00:00 AM	Objective:	Create suitable living environments
Location:	24300 El Toro Rd Laguna Woods, CA 92637-2737	Outcome:	Availability/accessibility
		Matrix Code:	Senior Services (05A)
		National Objective:	LMC

Initial Funding Date: 09/27/2013

Description:

CDBG funds to support in-home support services for seniors.

Financing

	Fund Type	Grant Year	Grant	Funded Amount	Drawn In Program Year	Drawn Thru Program Year
CDBG	PI	Pre-2015		\$5,210.00	\$0.00	\$0.00
		2013	B13MC060585		\$0.00	\$5,210.00
Total	Total			\$5,210.00	\$0.00	\$5,210.00

Proposed Accomplishments

People (General) : 50

Actual Accomplishments

Number assisted:

	Owner		Renter		Total		Person	
	Total	Hispanic	Total	Hispanic	Total	Hispanic	Total	Hispanic
White:	0	0	0	0	0	0	74	1
Black/African American:	0	0	0	0	0	0	0	0
Asian:	0	0	0	0	0	0	2	0
American Indian/Alaskan Native:	0	0	0	0	0	0	0	0
Native Hawaiian/Other Pacific Islander:	0	0	0	0	0	0	0	0
American Indian/Alaskan Native & White:	0	0	0	0	0	0	0	0
Asian White:	0	0	0	0	0	0	0	0
Black/African American & White:	0	0	0	0	0	0	0	0
American Indian/Alaskan Native & Black/African American:	0	0	0	0	0	0	0	0
Other multi-racial:	0	0	0	0	0	0	0	0
Asian/Pacific Islander:	0	0	0	0	0	0	0	0
Hispanic:	0	0	0	0	0	0	0	0
Total:	0	0	0	0	0	0	76	1
Female-headed Households:	0		0		0			



U.S. Department of Housing and Urban Development
Office of Community Planning and Development
Integrated Disbursement and Information System
CDBG Activity Summary Report (GPR) for Program Year 2014
MISSION VIEJO

Date: 19-Sep-2015
Time: 13:52
Page: 2

Income Category:

	Owner	Renter	Total	Person
Extremely Low	0	0	0	49
Low Mod	0	0	0	13
Moderate	0	0	0	14
Non Low Moderate	0	0	0	0
Total	0	0	0	76
Percent Low/Mod				100.0%

Annual Accomplishments

Years	Accomplishment Narrative	# Benefitting
2013	CDBG funds were used to provide case management and in-home support services for seniors. Services included referrals, personal care assistance, and assistance with chores. A total of 76 Mission Viejo seniors were assisted during the 13-14 report period. Activity is complete.	



U.S. Department of Housing and Urban Development
Office of Community Planning and Development
Integrated Disbursement and Information System
CDBG Activity Summary Report (GPR) for Program Year 2014
MISSION VIEJO

Date: 19-Sep-2015
Time: 13:52
Page: 3

PGM Year: 2013
Project: 0002 - Camino Health Clinic
IDIS Activity: 195 - Camino Health Clinic

Status: Completed 7/29/2014 12:00:00 AM
Location: 30300 Camino Capistrano San Juan Capistrano, CA 92675-1304

Objective: Create suitable living environments
Outcome: Affordability
Matrix Code: Health Services (05M)

National Objective: LMC

Initial Funding Date: 09/27/2013

Description:

Community-based clinic providing low-cost primary medical care and pediatric dental care services.

Financing

	Fund Type	Grant Year	Grant	Funded Amount	Drawn In Program Year	Drawn Thru Program Year
CDBG	PI	Pre-2015		\$5,210.00	\$0.00	\$0.00
		2013	B13MC060585		\$0.00	\$5,210.00
Total	Total			\$5,210.00	\$0.00	\$5,210.00

Proposed Accomplishments

People (General) : 1,280

Actual Accomplishments

Number assisted:

	Owner		Renter		Total		Person	
	Total	Hispanic	Total	Hispanic	Total	Hispanic	Total	Hispanic
White:	0	0	0	0	0	0	1,578	943
Black/African American:	0	0	0	0	0	0	4	1
Asian:	0	0	0	0	0	0	58	3
American Indian/Alaskan Native:	0	0	0	0	0	0	1	1
Native Hawaiian/Other Pacific Islander:	0	0	0	0	0	0	3	0
American Indian/Alaskan Native & White:	0	0	0	0	0	0	0	0
Asian White:	0	0	0	0	0	0	0	0
Black/African American & White:	0	0	0	0	0	0	0	0
American Indian/Alaskan Native & Black/African American:	0	0	0	0	0	0	0	0
Other multi-racial:	0	0	0	0	0	0	4	0
Asian/Pacific Islander:	0	0	0	0	0	0	0	0
Hispanic:	0	0	0	0	0	0	0	0
Total:	0	0	0	0	0	0	1,648	948

Female-headed Households:

0 0 0



U.S. Department of Housing and Urban Development
Office of Community Planning and Development
Integrated Disbursement and Information System
CDBG Activity Summary Report (GPR) for Program Year 2014
MISSION VIEJO

Date: 19-Sep-2015

Time: 13:52

Page: 4

Income Category:

	Owner	Renter	Total	Person
Extremely Low	0	0	0	1,335
Low Mod	0	0	0	266
Moderate	0	0	0	39
Non Low Moderate	0	0	0	8
Total	0	0	0	1,648
Percent Low/Mod				99.5%

Annual Accomplishments

Years	Accomplishment Narrative	# Benefitting
2013	CDBG funds were used to support health center primarily assisting low-income households. Example of services includes: acute care, chronic disease management, well-child exams, immunizations and lab services. Dental services includes: exams, x-rays, cleaning, fillings and limited emergency services. A total of 1,648 Mission Viejo residents were assisted during the 13-14 report period. Activity is complete.	



U.S. Department of Housing and Urban Development
Office of Community Planning and Development
Integrated Disbursement and Information System
CDBG Activity Summary Report (GPR) for Program Year 2014
MISSION VIEJO

Date: 19-Sep-2015
Time: 13:52
Page: 5

PGM Year: 2013
Project: 0003 - CDBG Program Administration
IDIS Activity: 196 - CDBG Administration

Status: Completed 10/21/2014 12:00:00 AM
Location: ,

Objective:
Outcome:
Matrix Code: General Program Administration (21A) **National Objective:**

Initial Funding Date: 09/27/2013

Description:

CDBG program oversight and coordination.
An Unliquidated balance of \$5,142.50 was carried into FY 1415

Financing

	Fund Type	Grant Year	Grant	Funded Amount	Drawn In Program Year	Drawn Thru Program Year
CDBG	EN	Pre-2015		\$19,559.18	\$0.00	\$0.00
		2011	B11MC060585		\$0.00	\$19,559.18
	PI	Pre-2015		\$22,917.75	\$0.00	\$0.00
		2013	B13MC060585		\$5,142.50	\$22,917.75
Total	Total			\$42,476.93	\$5,142.50	\$42,476.93

Proposed Accomplishments

Actual Accomplishments

Number assisted:

	Owner		Renter		Total		Person	
	Total	Hispanic	Total	Hispanic	Total	Hispanic	Total	Hispanic
White:					0	0		
Black/African American:					0	0		
Asian:					0	0		
American Indian/Alaskan Native:					0	0		
Native Hawaiian/Other Pacific Islander:					0	0		
American Indian/Alaskan Native & White:					0	0		
Asian White:					0	0		
Black/African American & White:					0	0		
American Indian/Alaskan Native & Black/African American:					0	0		
Other multi-racial:					0	0		
Asian/Pacific Islander:					0	0		
Hispanic:					0	0		
Total:	0	0	0	0	0	0	0	0



U.S. Department of Housing and Urban Development
Office of Community Planning and Development
Integrated Disbursement and Information System
CDBG Activity Summary Report (GPR) for Program Year 2014
MISSION VIEJO

Date: 19-Sep-2015

Time: 13:52

Page: 6

Female-headed Households:

0

Income Category:

	Owner	Renter	Total	Person
Extremely Low			0	
Low Mod			0	
Moderate			0	
Non Low Moderate			0	
Total	0	0	0	0
Percent Low/Mod				

Annual Accomplishments

No data returned for this view. This might be because the applied filter excludes all data.



U.S. Department of Housing and Urban Development
Office of Community Planning and Development
Integrated Disbursement and Information System
CDBG Activity Summary Report (GPR) for Program Year 2014
MISSION VIEJO

Date: 19-Sep-2015
Time: 13:52
Page: 7

PGM Year: 2013
Project: 0004 - Council on Aging - Orange County
IDIS Activity: 197 - Council on Aging - Orange County

Status: Completed 7/29/2014 12:00:00 AM
Location: 200 Civic Ctr Mission Viejo, CA 92691-5519

Objective: Create suitable living environments
Outcome: Sustainability
Matrix Code: Senior Services (05A)

National Objective: LMC

Initial Funding Date: 09/27/2013

Description:

Ombudsman services for seniors and disabled living in managed care facilities.

Financing

	Fund Type	Grant Year	Grant	Funded Amount	Drawn In Program Year	Drawn Thru Program Year
CDBG	EN	Pre-2015		\$1,446.25	\$0.00	\$0.00
		2011	B11MC060585		\$0.00	\$1,446.25
	PI	Pre-2015		\$4,338.75	\$0.00	\$0.00
		2012	B12MC060585		\$0.00	\$30.00
		2013	B13MC060585		\$0.00	\$4,308.75
Total	Total			\$5,785.00	\$0.00	\$5,785.00

Proposed Accomplishments

People (General) : 45

Actual Accomplishments

Number assisted:

	Owner		Renter		Total		Person	
	Total	Hispanic	Total	Hispanic	Total	Hispanic	Total	Hispanic
White:	0	0	0	0	0	0	61	1
Black/African American:	0	0	0	0	0	0	1	0
Asian:	0	0	0	0	0	0	0	0
American Indian/Alaskan Native:	0	0	0	0	0	0	0	0
Native Hawaiian/Other Pacific Islander:	0	0	0	0	0	0	0	0
American Indian/Alaskan Native & White:	0	0	0	0	0	0	0	0
Asian White:	0	0	0	0	0	0	0	0
Black/African American & White:	0	0	0	0	0	0	0	0
American Indian/Alaskan Native & Black/African American:	0	0	0	0	0	0	0	0
Other multi-racial:	0	0	0	0	0	0	0	0
Asian/Pacific Islander:	0	0	0	0	0	0	0	0



U.S. Department of Housing and Urban Development
Office of Community Planning and Development
Integrated Disbursement and Information System
CDBG Activity Summary Report (GPR) for Program Year 2014
MISSION VIEJO

Date: 19-Sep-2015
Time: 13:52
Page: 8

Hispanic:	0	0	0	0	0	0	0	0
Total:	0	0	0	0	0	0	62	1

Female-headed Households: 0 0 0 0 0 0 0 0 0

Income Category:

	Owner	Renter	Total	Person
Extremely Low	0	0	0	15
Low Mod	0	0	0	47
Moderate	0	0	0	0
Non Low Moderate	0	0	0	0
Total	0	0	0	62
Percent Low/Mod				100.0%

Annual Accomplishments

Years	Accomplishment Narrative	# Benefitting
2013	CDBG funds were allocated to support ombudsman services that ensures seniors/disabled living in managed care facilities are treated properly. A total of 62 Mission Viejo residents were directly assisted during the 13-14 report period. Activity is complete.	



U.S. Department of Housing and Urban Development
Office of Community Planning and Development
Integrated Disbursement and Information System
CDBG Activity Summary Report (GPR) for Program Year 2014
MISSION VIEJO

Date: 19-Sep-2015
Time: 13:52
Page: 9

PGM Year: 2013
Project: 0005 - Fair Housing Services
IDIS Activity: 198 - Fair Housing Foundation

Status: Completed 7/29/2014 12:00:00 AM
Location: ,

Objective:
Outcome:
Matrix Code: Fair Housing Activities (subject to 20% Admin Cap) (21D)
National Objective:

Initial Funding Date: 09/27/2013

Description:

Fair housing education, counseling and enforcement services.
During the 13-14 report period, 97 households were assisted; 7 discrimination inquires have been made - 4 were resolved and 2 cases were opened.
Other key issues addressed included lease, security deposits and substandard conditions.
100% of households served were LowModerate-income.

Financing

	Fund Type	Grant Year	Grant	Funded Amount	Drawn In Program Year	Drawn Thru Program Year
CDBG	PI	Pre-2015		\$7,000.00	\$0.00	\$0.00
		2013	B13MC060585		\$0.00	\$7,000.00
Total	Total			\$7,000.00	\$0.00	\$7,000.00

Proposed Accomplishments

Actual Accomplishments

Number assisted:

	Owner		Renter		Total		Person	
	Total	Hispanic	Total	Hispanic	Total	Hispanic	Total	Hispanic
White:					0	0		
Black/African American:					0	0		
Asian:					0	0		
American Indian/Alaskan Native:					0	0		
Native Hawaiian/Other Pacific Islander:					0	0		
American Indian/Alaskan Native & White:					0	0		
Asian White:					0	0		
Black/African American & White:					0	0		
American Indian/Alaskan Native & Black/African American:					0	0		
Other multi-racial:					0	0		
Asian/Pacific Islander:					0	0		
Hispanic:					0	0		
Total:	0	0	0	0	0	0	0	0



U.S. Department of Housing and Urban Development
Office of Community Planning and Development
Integrated Disbursement and Information System
CDBG Activity Summary Report (GPR) for Program Year 2014
MISSION VIEJO

Date: 19-Sep-2015

Time: 13:52

Page: 10

Female-headed Households:

0

Income Category:

	Owner	Renter	Total	Person
Extremely Low			0	
Low Mod			0	
Moderate			0	
Non Low Moderate			0	
Total	0	0	0	0
Percent Low/Mod				

Annual Accomplishments

No data returned for this view. This might be because the applied filter excludes all data.



U.S. Department of Housing and Urban Development
Office of Community Planning and Development
Integrated Disbursement and Information System
CDBG Activity Summary Report (GPR) for Program Year 2014
MISSION VIEJO

Date: 19-Sep-2015
Time: 13:52
Page: 11

PGM Year: 2013
Project: 0007 - Housing Rehabilitation
IDIS Activity: 200 - Housing Rehabilitation

Status: Completed 8/27/2014 12:00:00 AM
Location: Address Suppressed

Objective: Provide decent affordable housing

Outcome: Sustainability

Matrix Code: Rehab; Single-Unit Residential (14A)

National Objective: LMH

Initial Funding Date: 09/27/2013

Description:

Loans and/or grants to assist homeowners improve property or address building deficiencies.

Financing

	Fund Type	Grant Year	Grant	Funded Amount	Drawn In Program Year	Drawn Thru Program Year
CDBG	EN	Pre-2015		\$73,795.40	\$0.00	\$0.00
		2011	B11MC060585		\$0.00	\$20,646.40
		2012	B12MC060585		\$0.00	\$53,149.00
	PI	Pre-2015		\$132,834.81	\$0.00	\$0.00
		2013	B13MC060585		\$0.00	\$132,834.81
Total	Total			\$206,630.21	\$0.00	\$206,630.21

Proposed Accomplishments

Housing Units : 16

Actual Accomplishments

Number assisted:

	Owner		Renter		Total		Person	
	Total	Hispanic	Total	Hispanic	Total	Hispanic	Total	Hispanic
White:	6	1	0	0	6	1	0	0
Black/African American:	0	0	0	0	0	0	0	0
Asian:	1	0	0	0	1	0	0	0
American Indian/Alaskan Native:	0	0	0	0	0	0	0	0
Native Hawaiian/Other Pacific Islander:	0	0	0	0	0	0	0	0
American Indian/Alaskan Native & White:	0	0	0	0	0	0	0	0
Asian White:	0	0	0	0	0	0	0	0
Black/African American & White:	0	0	0	0	0	0	0	0
American Indian/Alaskan Native & Black/African American:	0	0	0	0	0	0	0	0
Other multi-racial:	0	0	0	0	0	0	0	0
Asian/Pacific Islander:	0	0	0	0	0	0	0	0



U.S. Department of Housing and Urban Development
Office of Community Planning and Development
Integrated Disbursement and Information System
CDBG Activity Summary Report (GPR) for Program Year 2014
MISSION VIEJO

Date: 19-Sep-2015
Time: 13:52
Page: 12

Hispanic:	0	0	0	0	0	0	0	0
Total:	7	1	0	0	7	1	0	0

Female-headed Households:	4	0	4
---------------------------	---	---	---

Income Category:

	Owner	Renter	Total	Person
Extremely Low	1	0	1	0
Low Mod	2	0	2	0
Moderate	4	0	4	0
Non Low Moderate	0	0	0	0
Total	7	0	7	0
Percent Low/Mod	100.0%		100.0%	

Annual Accomplishments

Years	Accomplishment Narrative	# Benefitting
2013	CDBG funds were allocated to provide loans and grants to qualified homeowners to undertake deferred maintenance and other housing rehabilitation improvements. A total of seven households were assisted 2 homeowners received grants to paint the exterior of their homes, two homeowners loans to undertake home improvements, and three homeowners received a rehabiliaton loan and a paint grant. Activity is complete.	



U.S. Department of Housing and Urban Development
Office of Community Planning and Development
Integrated Disbursement and Information System
CDBG Activity Summary Report (GPR) for Program Year 2014
MISSION VIEJO

Date: 19-Sep-2015
Time: 13:52
Page: 13

PGM Year: 2013
Project: 0008 - Laura's House
IDIS Activity: 201 - Laura's House

Status: Completed 7/29/2014 12:00:00 AM
Location: 999 Corporate Dr Ladera Ranch, CA 92694-2146

Objective: Create suitable living environments
Outcome: Availability/accessibility
Matrix Code: Battered and Abused Spouses (05G) **National Objective:** LMC

Initial Funding Date: 09/27/2013

Description:
Support services and emergency shelter for victims of domestic violence.

Financing

	Fund Type	Grant Year	Grant	Funded Amount	Drawn In Program Year	Drawn Thru Program Year
CDBG	PI	Pre-2015		\$5,210.00	\$0.00	\$0.00
		2013	B13MC060585		\$0.00	\$5,210.00
Total	Total			\$5,210.00	\$0.00	\$5,210.00

Proposed Accomplishments

People (General) : 152

Actual Accomplishments

Number assisted:

	Owner		Renter		Total		Person	
	Total	Hispanic	Total	Hispanic	Total	Hispanic	Total	Hispanic
White:	0	0	0	0	0	0	154	39
Black/African American:	0	0	0	0	0	0	5	0
Asian:	0	0	0	0	0	0	12	0
American Indian/Alaskan Native:	0	0	0	0	0	0	0	0
Native Hawaiian/Other Pacific Islander:	0	0	0	0	0	0	0	0
American Indian/Alaskan Native & White:	0	0	0	0	0	0	1	0
Asian White:	0	0	0	0	0	0	2	0
Black/African American & White:	0	0	0	0	0	0	2	0
American Indian/Alaskan Native & Black/African American:	0	0	0	0	0	0	0	0
Other multi-racial:	0	0	0	0	0	0	0	0
Asian/Pacific Islander:	0	0	0	0	0	0	0	0
Hispanic:	0	0	0	0	0	0	0	0
Total:	0	0	0	0	0	0	176	39

Female-headed Households:

0 0 0



U.S. Department of Housing and Urban Development
Office of Community Planning and Development
Integrated Disbursement and Information System
CDBG Activity Summary Report (GPR) for Program Year 2014
MISSION VIEJO

Date: 19-Sep-2015

Time: 13:52

Page: 14

Income Category:

	Owner	Renter	Total	Person
Extremely Low	0	0	0	142
Low Mod	0	0	0	18
Moderate	0	0	0	16
Non Low Moderate	0	0	0	0
Total	0	0	0	176
Percent Low/Mod				100.0%

Annual Accomplishments

Years	Accomplishment Narrative	# Benefitting
2013	CDBG funding was allocated to provide emergency shelter and support services for victims of domestic violence. During the 13-14 report period, 9 individuals were provided emergency housing and 167 with hot-line assistance, counseling, legal assistance, and case management (total of 176 served). Activity is complete.	



U.S. Department of Housing and Urban Development
Office of Community Planning and Development
Integrated Disbursement and Information System
CDBG Activity Summary Report (GPR) for Program Year 2014
MISSION VIEJO

Date: 19-Sep-2015
Time: 13:52
Page: 15

PGM Year:	2013		
Project:	0009 - Saddleback Valley Unified School District - Childcare		
IDIS Activity:	202 - Saddleback Valley Unified School Dist		
Status:	Completed 7/29/2014 12:00:00 AM	Objective:	Create suitable living environments
Location:	24150 Lindley St Mission Viejo, CA 92691-3719	Outcome:	Affordability
		Matrix Code:	Youth Services (05D)
		National Objective:	LMC

Initial Funding Date: 09/27/2013

Description:

Before and after-school childcare services.

Financing

	Fund Type	Grant Year	Grant	Funded Amount	Drawn In Program Year	Drawn Thru Program Year
CDBG	EN	Pre-2015		\$2,102.75	\$0.00	\$0.00
		2011	B11MC060585		\$0.00	\$2,102.75
	PI	Pre-2015		\$5,402.25	\$0.00	\$0.00
		2013	B13MC060585		\$0.00	\$5,402.25
Total	Total			\$7,505.00	\$0.00	\$7,505.00

Proposed Accomplishments

People (General) : 12

Actual Accomplishments

Number assisted:

	Owner		Renter		Total		Person	
	Total	Hispanic	Total	Hispanic	Total	Hispanic	Total	Hispanic
White:	0	0	0	0	0	0	7	2
Black/African American:	0	0	0	0	0	0	0	0
Asian:	0	0	0	0	0	0	1	0
American Indian/Alaskan Native:	0	0	0	0	0	0	0	0
Native Hawaiian/Other Pacific Islander:	0	0	0	0	0	0	1	0
American Indian/Alaskan Native & White:	0	0	0	0	0	0	0	0
Asian White:	0	0	0	0	0	0	0	0
Black/African American & White:	0	0	0	0	0	0	2	0
American Indian/Alaskan Native & Black/African American:	0	0	0	0	0	0	0	0
Other multi-racial:	0	0	0	0	0	0	7	6
Asian/Pacific Islander:	0	0	0	0	0	0	0	0
Hispanic:	0	0	0	0	0	0	0	0



U.S. Department of Housing and Urban Development
Office of Community Planning and Development
Integrated Disbursement and Information System
CDBG Activity Summary Report (GPR) for Program Year 2014
MISSION VIEJO

Date: 19-Sep-2015
Time: 13:52
Page: 16

Total: 0 0 0 0 0 0 18 8

Female-headed Households: 0 0 0 0

Income Category:

	Owner	Renter	Total	Person
Extremely Low	0	0	0	1
Low Mod	0	0	0	9
Moderate	0	0	0	8
Non Low Moderate	0	0	0	0
Total	0	0	0	18
Percent Low/Mod				100.0%

Annual Accomplishments

Years	Accomplishment Narrative	# Benefitting
2013	CDBG funds awarded to before/after school childcare program. A total of 18 Mission Viejo students have been assisted during the 13-14 report period. Activity is complete.	



U.S. Department of Housing and Urban Development
Office of Community Planning and Development
Integrated Disbursement and Information System
CDBG Activity Summary Report (GPR) for Program Year 2014
MISSION VIEJO

Date: 19-Sep-2015
Time: 13:52
Page: 17

PGM Year: 2013
Project: 0010 - South County Outreach
IDIS Activity: 203 - South County Outreach

Status: Completed 7/29/2014 12:00:00 AM
Location: 26776 Vista Ter Lake Forest, CA 92630-8110

Objective: Create suitable living environments
Outcome: Availability/accessibility
Matrix Code: Public Services (General) (05)

National Objective: LMC

Initial Funding Date: 09/27/2013

Description:

Referrals, case management and food pantry services for lower income households at risk of becoming homeless.

Financing

	Fund Type	Grant Year	Grant	Funded Amount	Drawn In Program Year	Drawn Thru Program Year
CDBG	EN	Pre-2015		\$5,419.50	\$0.00	\$0.00
		2012	B12MC060585		\$0.00	\$5,419.50
	PI	Pre-2015		\$6,100.50	\$0.00	\$0.00
		2013	B13MC060585		\$0.00	\$6,100.50
Total	Total			\$11,520.00	\$0.00	\$11,520.00

Proposed Accomplishments

People (General) : 768

Actual Accomplishments

Number assisted:

	Owner		Renter		Total		Person	
	Total	Hispanic	Total	Hispanic	Total	Hispanic	Total	Hispanic
White:	0	0	0	0	0	0	768	440
Black/African American:	0	0	0	0	0	0	52	0
Asian:	0	0	0	0	0	0	21	1
American Indian/Alaskan Native:	0	0	0	0	0	0	8	5
Native Hawaiian/Other Pacific Islander:	0	0	0	0	0	0	13	0
American Indian/Alaskan Native & White:	0	0	0	0	0	0	3	2
Asian White:	0	0	0	0	0	0	10	2
Black/African American & White:	0	0	0	0	0	0	17	0
American Indian/Alaskan Native & Black/African American:	0	0	0	0	0	0	3	0
Other multi-racial:	0	0	0	0	0	0	39	17
Asian/Pacific Islander:	0	0	0	0	0	0	0	0
Hispanic:	0	0	0	0	0	0	0	0



U.S. Department of Housing and Urban Development
Office of Community Planning and Development
Integrated Disbursement and Information System
CDBG Activity Summary Report (GPR) for Program Year 2014
MISSION VIEJO

Date: 19-Sep-2015
Time: 13:52
Page: 18

Total: 0 0 0 0 0 0 934 467

Female-headed Households: 0 0 0

Income Category:

	Owner	Renter	Total	Person
Extremely Low	0	0	0	754
Low Mod	0	0	0	139
Moderate	0	0	0	17
Non Low Moderate	0	0	0	24
Total	0	0	0	934
Percent Low/Mod				97.4%

Annual Accomplishments

Years	Accomplishment Narrative	# Benefitting
2013	CDBG funds were allocated to emergency assistance program which provided food, personal hygiene, and assistance with rent/utilities. (Funds were used to pay for a portion of rent.) A total of 934 Mission Viejo residents were assisted during the 13-14 report period. Activity is complete.	



U.S. Department of Housing and Urban Development
Office of Community Planning and Development
Integrated Disbursement and Information System
CDBG Activity Summary Report (GPR) for Program Year 2014
MISSION VIEJO

Date: 19-Sep-2015
Time: 13:52
Page: 19

PGM Year: 2013
Project: 0011 - Vocational Visions
IDIS Activity: 204 - Vocational Visions

Status: Completed 7/29/2014 12:00:00 AM
Location: 26041 Pala Mission Viejo, CA 92691-2705

Objective: Create suitable living environments
Outcome: Availability/accessibility
Matrix Code: Handicapped Services (05B)

National Objective: LMC

Initial Funding Date: 09/27/2013

Description:

Employment services for adults with developmental disabilities.

Financing

	Fund Type	Grant Year	Grant	Funded Amount	Drawn In Program Year	Drawn Thru Program Year
CDBG	PI	Pre-2015		\$14,390.00	\$0.00	\$0.00
		2013	B13MC060585		\$0.00	\$14,390.00
Total	Total			\$14,390.00	\$0.00	\$14,390.00

Proposed Accomplishments

People (General) : 113

Actual Accomplishments

Number assisted:

	Owner		Renter		Total		Person	
	Total	Hispanic	Total	Hispanic	Total	Hispanic	Total	Hispanic
White:	0	0	0	0	0	0	111	10
Black/African American:	0	0	0	0	0	0	4	0
Asian:	0	0	0	0	0	0	3	0
American Indian/Alaskan Native:	0	0	0	0	0	0	0	0
Native Hawaiian/Other Pacific Islander:	0	0	0	0	0	0	3	0
American Indian/Alaskan Native & White:	0	0	0	0	0	0	0	0
Asian White:	0	0	0	0	0	0	0	0
Black/African American & White:	0	0	0	0	0	0	0	0
American Indian/Alaskan Native & Black/African American:	0	0	0	0	0	0	0	0
Other multi-racial:	0	0	0	0	0	0	1	0
Asian/Pacific Islander:	0	0	0	0	0	0	0	0
Hispanic:	0	0	0	0	0	0	0	0
Total:	0	0	0	0	0	0	122	10

Female-headed Households:

0 0 0



U.S. Department of Housing and Urban Development
Office of Community Planning and Development
Integrated Disbursement and Information System
CDBG Activity Summary Report (GPR) for Program Year 2014
MISSION VIEJO

Date: 19-Sep-2015
Time: 13:52
Page: 20

Income Category:

	Owner	Renter	Total	Person
Extremely Low	0	0	0	122
Low Mod	0	0	0	0
Moderate	0	0	0	0
Non Low Moderate	0	0	0	0
Total	0	0	0	122
Percent Low/Mod				100.0%

Annual Accomplishments

Years	Accomplishment Narrative	# Benefitting
2013	CDBG funds were allocated to support employment development servcies for adults with developmental disabilities. A total of 122 Mission Viejo residents have been assisted during the 13-14 report period. Activity is complete.	



U.S. Department of Housing and Urban Development
Office of Community Planning and Development
Integrated Disbursement and Information System
CDBG Activity Summary Report (GPR) for Program Year 2014
MISSION VIEJO

Date: 19-Sep-2015
Time: 13:52
Page: 21

PGM Year:	2014		
Project:	0001 - Age Well Senior Services		
IDIS Activity:	205 - Age Well Senior Services		
Status:	Completed 8/3/2015 12:00:00 AM	Objective:	Create suitable living environments
Location:	24300 El Toro Rd Laguna Woods, CA 92637-2737	Outcome:	Availability/accessibility
		Matrix Code:	Senior Services (05A)
		National Objective:	LMC

Initial Funding Date: 09/19/2014

Description:

CDBG funds to support case management services for seniors.

Program coordinate in-home supportive services and housing assistance with the goal to encourage and empower participants and their families managing their health care and maintaining independence.

Financing

	Fund Type	Grant Year	Grant	Funded Amount	Drawn In Program Year	Drawn Thru Program Year
CDBG	EN	Pre-2015		\$2,725.00	\$0.00	\$0.00
		2013	B13MC060585		\$2,725.00	\$2,725.00
	PI	Pre-2015		\$2,725.00	\$0.00	\$0.00
		2013	B13MC060585		\$1,362.50	\$1,362.50
		2014	B14MC060585		\$1,362.50	\$1,362.50
Total	Total			\$5,450.00	\$5,450.00	\$5,450.00

Proposed Accomplishments

People (General) : 60

Actual Accomplishments

Number assisted:

	Owner		Renter		Total		Person	
	Total	Hispanic	Total	Hispanic	Total	Hispanic	Total	Hispanic
White:	0	0	0	0	0	0	44	0
Black/African American:	0	0	0	0	0	0	0	0
Asian:	0	0	0	0	0	0	2	0
American Indian/Alaskan Native:	0	0	0	0	0	0	0	0
Native Hawaiian/Other Pacific Islander:	0	0	0	0	0	0	0	0
American Indian/Alaskan Native & White:	0	0	0	0	0	0	0	0
Asian White:	0	0	0	0	0	0	0	0
Black/African American & White:	0	0	0	0	0	0	0	0
American Indian/Alaskan Native & Black/African American:	0	0	0	0	0	0	0	0
Other multi-racial:	0	0	0	0	0	0	0	0



U.S. Department of Housing and Urban Development
Office of Community Planning and Development
Integrated Disbursement and Information System
CDBG Activity Summary Report (GPR) for Program Year 2014
MISSION VIEJO

Date: 19-Sep-2015
Time: 13:52
Page: 22

Asian/Pacific Islander:	0	0	0	0	0	0	0	0
Hispanic:	0	0	0	0	0	0	0	0
Total:	0	0	0	0	0	0	46	0
Female-headed Households:	0		0		0			

Income Category:

	Owner	Renter	Total	Person
Extremely Low	0	0	0	25
Low Mod	0	0	0	11
Moderate	0	0	0	10
Non Low Moderate	0	0	0	0
Total	0	0	0	46
Percent Low/Mod				100.0%

Annual Accomplishments

Years	Accomplishment Narrative	# Benefitting
2014	CDBG funds to support in-home support services and case management for home-bound seniors. A total of 46 individuals were assisted during the 14/15 report period.	



U.S. Department of Housing and Urban Development
Office of Community Planning and Development
Integrated Disbursement and Information System
CDBG Activity Summary Report (GPR) for Program Year 2014
MISSION VIEJO

Date: 19-Sep-2015
Time: 13:52
Page: 23

PGM Year: 2014
Project: 0002 - Camino Health Clinic
IDIS Activity: 206 - Camino Health Center

Status: Completed 8/3/2015 12:00:00 AM
Location: 30300 Camino Capistrano San Juan Capistrano, CA
92675-1304

Objective: Create suitable living environments
Outcome: Availability/accessibility
Matrix Code: Health Services (05M)

National Objective: LMC

Initial Funding Date: 09/19/2014

Description:

CDBG funding for community-based clinic that provides low cost primary medical and pediatric dental care for low-income Mission Viejo residents.

Financing

	Fund Type	Grant Year	Grant	Funded Amount	Drawn In Program Year	Drawn Thru Program Year
CDBG	EN	Pre-2015		\$3,354.92	\$0.00	\$0.00
		2012	B12MC060585		\$684.92	\$684.92
		2013	B13MC060585		\$2,670.00	\$2,670.00
	PI	Pre-2015		\$1,985.08	\$0.00	\$0.00
		2013	B13MC060585		\$650.08	\$650.08
		2014	B14MC060585		\$1,335.00	\$1,335.00
Total	Total			\$5,340.00	\$5,340.00	\$5,340.00

Proposed Accomplishments

People (General) : 1,300

Actual Accomplishments

Number assisted:

	Owner		Renter		Total		Person	
	Total	Hispanic	Total	Hispanic	Total	Hispanic	Total	Hispanic
White:	0	0	0	0	0	0	1,337	800
Black/African American:	0	0	0	0	0	0	6	0
Asian:	0	0	0	0	0	0	120	3
American Indian/Alaskan Native:	0	0	0	0	0	0	8	8
Native Hawaiian/Other Pacific Islander:	0	0	0	0	0	0	12	1
American Indian/Alaskan Native & White:	0	0	0	0	0	0	0	0
Asian White:	0	0	0	0	0	0	0	0
Black/African American & White:	0	0	0	0	0	0	0	0
American Indian/Alaskan Native & Black/African American:	0	0	0	0	0	0	0	0
Other multi-racial:	0	0	0	0	0	0	4	0
Asian/Pacific Islander:	0	0	0	0	0	0	0	0



U.S. Department of Housing and Urban Development
Office of Community Planning and Development
Integrated Disbursement and Information System
CDBG Activity Summary Report (GPR) for Program Year 2014
MISSION VIEJO

Date: 19-Sep-2015
Time: 13:52
Page: 24

Hispanic:	0	0	0	0	0	0	0	0
Total:	0	0	0	0	0	0	1,487	812

Female-headed Households:	0	0	0	0	0	0	0	0
---------------------------	---	---	---	---	---	---	---	---

Income Category:

	Owner	Renter	Total	Person
Extremely Low	0	0	0	1,204
Low Mod	0	0	0	231
Moderate	0	0	0	38
Non Low Moderate	0	0	0	14
Total	0	0	0	1,487
Percent Low/Mod				99.1%

Annual Accomplishments

Years	Accomplishment Narrative	# Benefitting
2014	CDBG funds used to support community-based health care center. Center provides low cost medical care and pediatric dental services. During the 14/15 report period 1,487 individuals were assisted. Services included acute care, chronic disease management, well-child exams, prenatal care, cancer detection screening, immunizations and lab services. Dental services included exams, e-rays, cleaning, fillings and limited emergency services.	



U.S. Department of Housing and Urban Development
Office of Community Planning and Development
Integrated Disbursement and Information System
CDBG Activity Summary Report (GPR) for Program Year 2014
MISSION VIEJO

Date: 19-Sep-2015
Time: 13:52
Page: 25

PGM Year: 2014
Project: 0003 - CDBG Program Administration
IDIS Activity: 207 - CDBG Program Administration

Status: Open
Location: ,

Objective:
Outcome:
Matrix Code: General Program Administration (21A) **National Objective:**

Initial Funding Date: 09/19/2014

Description:

CDBG funds for program oversight and coordination.

Financing

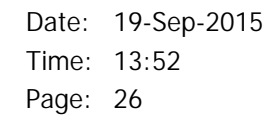
	Fund Type	Grant Year	Grant	Funded Amount	Drawn In Program Year	Drawn Thru Program Year
CDBG	EN	Pre-2015		\$42,726.47	\$0.00	\$0.00
		2012	B12MC060585		\$7,109.76	\$7,109.76
		2013	B13MC060585		\$11,390.09	\$11,390.09
	PI	Pre-2015		\$33,875.53	\$0.00	\$0.00
		2013	B13MC060585		\$4,940.22	\$4,940.22
		2014	B14MC060585		\$28,935.31	\$28,935.31
Total	Total			\$76,602.00	\$52,375.38	\$52,375.38

Proposed Accomplishments

Actual Accomplishments

Number assisted:

	Owner		Renter		Total		Person	
	Total	Hispanic	Total	Hispanic	Total	Hispanic	Total	Hispanic
White:					0	0		
Black/African American:					0	0		
Asian:					0	0		
American Indian/Alaskan Native:					0	0		
Native Hawaiian/Other Pacific Islander:					0	0		
American Indian/Alaskan Native & White:					0	0		
Asian White:					0	0		
Black/African American & White:					0	0		
American Indian/Alaskan Native & Black/African American:					0	0		
Other multi-racial:					0	0		
Asian/Pacific Islander:					0	0		
Hispanic:					0	0		





U.S. Department of Housing and Urban Development
Office of Community Planning and Development
Integrated Disbursement and Information System
CDBG Activity Summary Report (GPR) for Program Year 2014
MISSION VIEJO

Date: 19-Sep-2015
Time: 13:52
Page: 27

PGM Year: 2014
Project: 0004 - Council on Aging
IDIS Activity: 208 - Council on Aging - Long-Term Ombudsman

Status: Completed 8/3/2015 12:00:00 AM
Location: 1971 E 4th St Santa Ana, CA 92705-3917

Objective: Create suitable living environments
Outcome: Availability/accessibility
Matrix Code: Senior Services (05A)

National Objective: LMC

Initial Funding Date: 09/19/2014

Description:

Ombudsman Service assists special needs population living in nursing & boardcare homes.
Ombudsmen have access to facilities to make unannounced visits.
Empowerment is accomplished by weeklybi-monthly visits & private visits with residents to verify, investigate & resolve issues.

Financing

	Fund Type	Grant Year	Grant	Funded Amount	Drawn In Program Year	Drawn Thru Program Year
CDBG	EN	Pre-2015		\$2,912.50	\$0.00	\$0.00
		2013	B13MC060585		\$2,912.50	\$2,912.50
	PI	Pre-2015		\$2,912.50	\$0.00	\$0.00
		2013	B13MC060585		\$1,456.25	\$1,456.25
		2014	B14MC060585		\$1,456.25	\$1,456.25
Total	Total			\$5,825.00	\$5,825.00	\$5,825.00

Proposed Accomplishments

People (General) : 51

Actual Accomplishments

Number assisted:

	Owner		Renter		Total		Person	
	Total	Hispanic	Total	Hispanic	Total	Hispanic	Total	Hispanic
White:	0	0	0	0	0	0	56	1
Black/African American:	0	0	0	0	0	0	1	0
Asian:	0	0	0	0	0	0	0	0
American Indian/Alaskan Native:	0	0	0	0	0	0	0	0
Native Hawaiian/Other Pacific Islander:	0	0	0	0	0	0	0	0
American Indian/Alaskan Native & White:	0	0	0	0	0	0	0	0
Asian White:	0	0	0	0	0	0	1	0
Black/African American & White:	0	0	0	0	0	0	0	0
American Indian/Alaskan Native & Black/African American:	0	0	0	0	0	0	0	0
Other multi-racial:	0	0	0	0	0	0	0	0



U.S. Department of Housing and Urban Development
Office of Community Planning and Development
Integrated Disbursement and Information System
CDBG Activity Summary Report (GPR) for Program Year 2014
MISSION VIEJO

Date: 19-Sep-2015
Time: 13:52
Page: 28

Asian/Pacific Islander:	0	0	0	0	0	0	0	0
Hispanic:	0	0	0	0	0	0	0	0
Total:	0	0	0	0	0	0	58	1

Female-headed Households: 0 0 0 0 0 0 0 0 0

Income Category:

	Owner	Renter	Total	Person
Extremely Low	0	0	0	11
Low Mod	0	0	0	47
Moderate	0	0	0	0
Non Low Moderate	0	0	0	0
Total	0	0	0	58
Percent Low/Mod				100.0%

Annual Accomplishments

Years	Accomplishment Narrative	# Benefitting
2014	CDBG funds used to support long-term care ombudsman services. Ombudsman conducts unannounced visits to long-term care facilities to ensure frail elderly and disabled residents are cared for. A total of 58 individuals were assisted with complaint investigation and resolution services during the 14/15 report period.	



U.S. Department of Housing and Urban Development
Office of Community Planning and Development
Integrated Disbursement and Information System
CDBG Activity Summary Report (GPR) for Program Year 2014
MISSION VIEJO

Date: 19-Sep-2015
Time: 13:52
Page: 29

PGM Year: 2014
Project: 0005 - Fair Housing Services
IDIS Activity: 209 - Fair Housing Foundation

Status: Completed 8/3/2015 12:00:00 AM
Location: ,

Objective:
Outcome:
Matrix Code: Fair Housing Activities (subject to 20% Admin Cap) (21D)
National Objective:

Initial Funding Date: 09/19/2014

Description:

CDBG funds to support fair housing education, counseling and enforcement services.

A total of 85 households have been assisted during the 1415 report period.

Approximately 83.5% of assisted households were low and moderate-income.

During the year, 7 discrimination inquiries were made by residents that resulted in 1 case - 4 of the inquiries related to physical disability, 1 mental disability, 1 race, and 1 related to religion.

The 1 open case related to discrimination based on mental disability.

Based on a review of documentation, the FHF was able to successfully conciliate the allegation.

The bulk of general housing inquiries related to habitability and notices issues.

Financing

	Fund Type	Grant Year	Grant	Funded Amount	Drawn In Program Year	Drawn Thru Program Year
CDBG	EN	Pre-2015		\$5,133.29	\$0.00	\$0.00
		2012	B12MC060585		\$1,659.42	\$1,659.42
		2013	B13MC060585		\$3,473.87	\$3,473.87
	PI	Pre-2015		\$1,866.71	\$0.00	\$0.00
		2014	B14MC060585		\$1,866.71	\$1,866.71
Total	Total			\$7,000.00	\$7,000.00	\$7,000.00

Proposed Accomplishments

Actual Accomplishments

Number assisted:

	Owner		Renter		Total		Person	
	Total	Hispanic	Total	Hispanic	Total	Hispanic	Total	Hispanic
White:					0	0		
Black/African American:					0	0		
Asian:					0	0		
American Indian/Alaskan Native:					0	0		
Native Hawaiian/Other Pacific Islander:					0	0		
American Indian/Alaskan Native & White:					0	0		
Asian White:					0	0		
Black/African American & White:					0	0		



U.S. Department of Housing and Urban Development
Office of Community Planning and Development
Integrated Disbursement and Information System
CDBG Activity Summary Report (GPR) for Program Year 2014
MISSION VIEJO

Date: 19-Sep-2015
Time: 13:52
Page: 30

American Indian/Alaskan Native & Black/African American:	0	0							
Other multi-racial:	0	0							
Asian/Pacific Islander:	0	0							
Hispanic:	0	0							
Total:	0	0	0	0	0	0	0	0	0
Female-headed Households:	0								

Income Category:

	Owner	Renter	Total	Person
Extremely Low			0	
Low Mod			0	
Moderate			0	
Non Low Moderate			0	
Total	0	0	0	0
Percent Low/Mod				

Annual Accomplishments

No data returned for this view. This might be because the applied filter excludes all data.



U.S. Department of Housing and Urban Development
Office of Community Planning and Development
Integrated Disbursement and Information System
CDBG Activity Summary Report (GPR) for Program Year 2014
MISSION VIEJO

Date: 19-Sep-2015
Time: 13:52
Page: 31

PGM Year: 2014
Project: 0006 - Families Forward
IDIS Activity: 210 - Families Forward

Status: Completed 6/30/2015 12:00:00 AM
Location: 8 Thomas Irvine, CA 92618-2763

Objective: Create suitable living environments
Outcome: Availability/accessibility
Matrix Code: Food Banks (05W)

National Objective: LMC

Initial Funding Date: 09/19/2014

Description:

CDBG funds to assist to residents of Mission Viejo at risk of becoming homeless by providing case management, free food and referral services.

Financing

	Fund Type	Grant Year	Grant	Funded Amount	Drawn In Program Year	Drawn Thru Program Year
CDBG	EN	Pre-2015		\$5,050.00	\$0.00	\$0.00
		2012	B12MC060585		\$2,525.00	\$2,525.00
		2013	B13MC060585		\$2,525.00	\$2,525.00
Total	Total			\$5,050.00	\$5,050.00	\$5,050.00

Proposed Accomplishments

People (General) : 300

Actual Accomplishments

Number assisted:

	Owner		Renter		Total		Person	
	Total	Hispanic	Total	Hispanic	Total	Hispanic	Total	Hispanic
White:	0	0	0	0	0	0	506	421
Black/African American:	0	0	0	0	0	0	13	1
Asian:	0	0	0	0	0	0	4	0
American Indian/Alaskan Native:	0	0	0	0	0	0	2	2
Native Hawaiian/Other Pacific Islander:	0	0	0	0	0	0	6	0
American Indian/Alaskan Native & White:	0	0	0	0	0	0	1	1
Asian White:	0	0	0	0	0	0	5	2
Black/African American & White:	0	0	0	0	0	0	4	0
American Indian/Alaskan Native & Black/African American:	0	0	0	0	0	0	0	0
Other multi-racial:	0	0	0	0	0	0	81	65
Asian/Pacific Islander:	0	0	0	0	0	0	0	0
Hispanic:	0	0	0	0	0	0	0	0
Total:	0	0	0	0	0	0	622	492



U.S. Department of Housing and Urban Development
Office of Community Planning and Development
Integrated Disbursement and Information System
CDBG Activity Summary Report (GPR) for Program Year 2014
MISSION VIEJO

Date: 19-Sep-2015
Time: 13:52
Page: 32

Female-headed Households: 0 0 0

Income Category:

	Owner	Renter	Total	Person
Extremely Low	0	0	0	493
Low Mod	0	0	0	103
Moderate	0	0	0	26
Non Low Moderate	0	0	0	0
Total	0	0	0	622
Percent Low/Mod				100.0%

Annual Accomplishments

Years	Accomplishment Narrative	# Benefitting
2014	CDBG funds were allocated to support operating cost of food bank and career coaching services. A total of 622 individuals were assisted during the 14/15 report period, including 18 who received career coaching.	



U.S. Department of Housing and Urban Development
Office of Community Planning and Development
Integrated Disbursement and Information System
CDBG Activity Summary Report (GPR) for Program Year 2014
MISSION VIEJO

Date: 19-Sep-2015
Time: 13:52
Page: 33

PGM Year:	2014				
Project:	0007 - Housing Rehabilitation				
IDIS Activity:	211 - Housing Rehabilitation				
Status:	Open	Objective:	Provide decent affordable housing		
Location:	Address Suppressed	Outcome:	Affordability		
		Matrix Code:	Rehab; Single-Unit Residential (14A)	National Objective:	LMH

Initial Funding Date: 09/19/2014

Description:

CDBG funds to assist qualified homeowners address deferred maintenance improvements to their properties and eliminating housingbuilding code deficiencies via rehab loans and grants.

Financing

	Fund Type	Grant Year	Grant	Funded Amount	Drawn In Program Year	Drawn Thru Program Year
CDBG	EN	Pre-2015		\$266,438.24	\$0.00	\$0.00
		2012	B12MC060585		\$93,498.51	\$93,498.51
		2013	B13MC060585		\$52,177.25	\$52,177.25
	PI	Pre-2015		\$126,561.76	\$0.00	\$0.00
		2013	B13MC060585		\$39,139.26	\$39,139.26
		2014	B14MC060585		\$87,422.50	\$87,422.50
Total	Total			\$393,000.00	\$272,237.52	\$272,237.52

Proposed Accomplishments

Housing Units : 15

Actual Accomplishments

Number assisted:

	Owner		Renter		Total		Person	
	Total	Hispanic	Total	Hispanic	Total	Hispanic	Total	Hispanic
White:	12	1	0	0	12	1	0	0
Black/African American:	0	0	0	0	0	0	0	0
Asian:	1	0	0	0	1	0	0	0
American Indian/Alaskan Native:	0	0	0	0	0	0	0	0
Native Hawaiian/Other Pacific Islander:	0	0	0	0	0	0	0	0
American Indian/Alaskan Native & White:	0	0	0	0	0	0	0	0
Asian White:	0	0	0	0	0	0	0	0
Black/African American & White:	0	0	0	0	0	0	0	0
American Indian/Alaskan Native & Black/African American:	0	0	0	0	0	0	0	0
Other multi-racial:	0	0	0	0	0	0	0	0



U.S. Department of Housing and Urban Development
Office of Community Planning and Development
Integrated Disbursement and Information System
CDBG Activity Summary Report (GPR) for Program Year 2014
MISSION VIEJO

Date: 19-Sep-2015
Time: 13:52
Page: 34

Asian/Pacific Islander:	0	0	0	0	0	0	0	0
Hispanic:	0	0	0	0	0	0	0	0
Total:	13	1	0	0	13	1	0	0
Female-headed Households:	8		0		8			

Income Category:

	Owner	Renter	Total	Person
Extremely Low	2	0	2	0
Low Mod	1	0	1	0
Moderate	10	0	10	0
Non Low Moderate	0	0	0	0
Total	13	0	13	0
Percent Low/Mod	100.0%		100.0%	

Annual Accomplishments

Years	Accomplishment Narrative	# Benefitting
2014	CDBG funds were utilized to rehabilitate 13 properties - five of these properties received one or more grants as well. A total of 9 loans, one rehabilitation grant, and 9 "Paint" grants were completed during the 14/15 report period.	



U.S. Department of Housing and Urban Development
Office of Community Planning and Development
Integrated Disbursement and Information System
CDBG Activity Summary Report (GPR) for Program Year 2014
MISSION VIEJO

Date: 19-Sep-2015
Time: 13:52
Page: 35

PGM Year: 2014
Project: 0008 - Laura's House
IDIS Activity: 212 - Laura's House

Status: Completed 6/30/2015 12:00:00 AM
Location: Address Suppressed

Objective: Create suitable living environments
Outcome: Availability/accessibility
Matrix Code: Battered and Abused Spouses (05G) **National Objective:** LMC

Initial Funding Date: 09/19/2014

Description:

CDBG funds to support services to Mission Viejo residents who are homeless or at risk of becoming homeless due to domestic violence through. Funds will also be used to provide support and referral services for victims of domestic violence.

Financing

	Fund Type	Grant Year	Grant	Funded Amount	Drawn In Program Year	Drawn Thru Program Year
CDBG	EN	Pre-2015		\$4,950.00	\$0.00	\$0.00
		2012	B12MC060585		\$2,476.00	\$2,476.00
		2013	B13MC060585		\$2,474.00	\$2,474.00
Total	Total			\$4,950.00	\$4,950.00	\$4,950.00

Proposed Accomplishments

People (General) : 103

Actual Accomplishments

Number assisted:

	Owner		Renter		Total		Person	
	Total	Hispanic	Total	Hispanic	Total	Hispanic	Total	Hispanic
White:	0	0	0	0	0	0	167	66
Black/African American:	0	0	0	0	0	0	1	1
Asian:	0	0	0	0	0	0	8	1
American Indian/Alaskan Native:	0	0	0	0	0	0	0	0
Native Hawaiian/Other Pacific Islander:	0	0	0	0	0	0	0	0
American Indian/Alaskan Native & White:	0	0	0	0	0	0	1	0
Asian White:	0	0	0	0	0	0	2	0
Black/African American & White:	0	0	0	0	0	0	3	0
American Indian/Alaskan Native & Black/African American:	0	0	0	0	0	0	0	0
Other multi-racial:	0	0	0	0	0	0	5	0
Asian/Pacific Islander:	0	0	0	0	0	0	0	0
Hispanic:	0	0	0	0	0	0	0	0
Total:	0	0	0	0	0	0	187	68



U.S. Department of Housing and Urban Development
Office of Community Planning and Development
Integrated Disbursement and Information System
CDBG Activity Summary Report (GPR) for Program Year 2014
MISSION VIEJO

Date: 19-Sep-2015
Time: 13:52
Page: 36

Female-headed Households: 0 0 0

Income Category:

	Owner	Renter	Total	Person
Extremely Low	0	0	0	122
Low Mod	0	0	0	28
Moderate	0	0	0	37
Non Low Moderate	0	0	0	0
Total	0	0	0	187
Percent Low/Mod				100.0%

Annual Accomplishments

Years	Accomplishment Narrative	# Benefitting
2014	CDBG funds to assist with the provision of support services for victims of domestic violence. A total of 187 individuals were assisted during the 14/15 report period with 24-hour crisis intervention hotline services, safety planning, and individual, family and group counseling, and child care assistance.	



U.S. Department of Housing and Urban Development
Office of Community Planning and Development
Integrated Disbursement and Information System
CDBG Activity Summary Report (GPR) for Program Year 2014
MISSION VIEJO

Date: 19-Sep-2015
Time: 13:52
Page: 37

PGM Year: 2014
Project: 0009 - Saddleback Valley Unified School District
IDIS Activity: 213 - Saddleback Valley Unified School District

Status: Completed 8/3/2015 12:00:00 AM
Location: 24150 Lindley St Mission Viejo, CA 92691-3719

Objective: Create suitable living environments
Outcome: Affordability
Matrix Code: Child Care Services (05L)

National Objective: LMC

Initial Funding Date: 09/19/2014

Description:

CDBG funds will be used to provide before- and after-school childcare to families in Mission Viejo area who fall into the low and moderate income levels

Financing

	Fund Type	Grant Year	Grant	Funded Amount	Drawn In Program Year	Drawn Thru Program Year
CDBG	EN	Pre-2015		\$4,296.00	\$0.00	\$0.00
		2013	B13MC060585		\$4,296.00	\$4,296.00
	PI	Pre-2015		\$3,204.00	\$0.00	\$0.00
		2013	B13MC060585		\$461.00	\$461.00
		2014	B14MC060585		\$2,743.00	\$2,743.00
Total	Total			\$7,500.00	\$7,500.00	\$7,500.00

Proposed Accomplishments

People (General) : 12

Actual Accomplishments

Number assisted:

	Owner		Renter		Total		Person	
	Total	Hispanic	Total	Hispanic	Total	Hispanic	Total	Hispanic
White:	0	0	0	0	0	0	10	3
Black/African American:	0	0	0	0	0	0	0	0
Asian:	0	0	0	0	0	0	1	0
American Indian/Alaskan Native:	0	0	0	0	0	0	0	0
Native Hawaiian/Other Pacific Islander:	0	0	0	0	0	0	1	0
American Indian/Alaskan Native & White:	0	0	0	0	0	0	0	0
Asian White:	0	0	0	0	0	0	3	0
Black/African American & White:	0	0	0	0	0	0	0	0
American Indian/Alaskan Native & Black/African American:	0	0	0	0	0	0	0	0
Other multi-racial:	0	0	0	0	0	0	1	1
Asian/Pacific Islander:	0	0	0	0	0	0	0	0



U.S. Department of Housing and Urban Development
Office of Community Planning and Development
Integrated Disbursement and Information System
CDBG Activity Summary Report (GPR) for Program Year 2014
MISSION VIEJO

Date: 19-Sep-2015
Time: 13:52
Page: 38

Hispanic:	0	0	0	0	0	0	0	0
Total:	0	0	0	0	0	0	16	4

Female-headed Households: 0 0 0 0 0 0 0 0 0

Income Category:

	Owner	Renter	Total	Person
Extremely Low	0	0	0	0
Low Mod	0	0	0	6
Moderate	0	0	0	10
Non Low Moderate	0	0	0	0
Total	0	0	0	16
Percent Low/Mod				100.0%

Annual Accomplishments

Years	Accomplishment Narrative	# Benefitting
2014	CDBG funds were used to support before and after school childcare program offered by local school district. A total of 16 children were assisted during the 14/15 report period.	



U.S. Department of Housing and Urban Development
Office of Community Planning and Development
Integrated Disbursement and Information System
CDBG Activity Summary Report (GPR) for Program Year 2014
MISSION VIEJO

Date: 19-Sep-2015
Time: 13:52
Page: 39

PGM Year:	2014		
Project:	0010 - South County Outreach		
IDIS Activity:	214 - South County Outreach		
Status:	Completed 8/3/2015 12:00:00 AM	Objective:	Create suitable living environments
Location:	7 Whatney Irvine, CA 92618-2839	Outcome:	Availability/accessibility
		Matrix Code:	Public Services (General) (05)
		National Objective:	LMC

Initial Funding Date: 09/19/2014

Description:

CDBG funds to assist with emergency services available to residents of Mission Viejo including free food for needy families, rental and utility assistance to help avoid evictions and/or disconnected utility services.

Financing

	Fund Type	Grant Year	Grant	Funded Amount	Drawn In Program Year	Drawn Thru Program Year
CDBG	EN	Pre-2015		\$7,462.50	\$0.00	\$0.00
		2012	B12MC060585		\$2,487.50	\$2,487.50
		2013	B13MC060585		\$4,975.00	\$4,975.00
	PI	Pre-2015		\$2,487.50	\$0.00	\$0.00
		2014	B14MC060585		\$2,487.50	\$2,487.50
Total	Total			\$9,950.00	\$9,950.00	\$9,950.00

Proposed Accomplishments

People (General) : 1,500

Actual Accomplishments

Number assisted:

	Owner		Renter		Total		Person	
	Total	Hispanic	Total	Hispanic	Total	Hispanic	Total	Hispanic
White:	0	0	0	0	0	0	670	398
Black/African American:	0	0	0	0	0	0	65	0
Asian:	0	0	0	0	0	0	14	1
American Indian/Alaskan Native:	0	0	0	0	0	0	2	0
Native Hawaiian/Other Pacific Islander:	0	0	0	0	0	0	13	0
American Indian/Alaskan Native & White:	0	0	0	0	0	0	1	0
Asian White:	0	0	0	0	0	0	6	0
Black/African American & White:	0	0	0	0	0	0	11	1
American Indian/Alaskan Native & Black/African American:	0	0	0	0	0	0	1	0
Other multi-racial:	0	0	0	0	0	0	46	28
Asian/Pacific Islander:	0	0	0	0	0	0	0	0



U.S. Department of Housing and Urban Development
Office of Community Planning and Development
Integrated Disbursement and Information System
CDBG Activity Summary Report (GPR) for Program Year 2014
MISSION VIEJO

Date: 19-Sep-2015
Time: 13:52
Page: 40

Hispanic:	0	0	0	0	0	0	0	0
Total:	0	0	0	0	0	0	829	428

Female-headed Households: 0 0 0 0 0 0 0 0

Income Category:

	Owner	Renter	Total	Person
Extremely Low	0	0	0	679
Low Mod	0	0	0	129
Moderate	0	0	0	16
Non Low Moderate	0	0	0	5
Total	0	0	0	829
Percent Low/Mod				99.4%

Annual Accomplishments

Years	Accomplishment Narrative	# Benefitting
2014	CDBG funds to support program that provides a safety net for lower income residents at risk of homelessness. Services provided include access to a food bank, case management and computer training. A total of 829 individuals were served during the 14/15 program year, including 22 that received free computer skills training.	



U.S. Department of Housing and Urban Development
Office of Community Planning and Development
Integrated Disbursement and Information System
CDBG Activity Summary Report (GPR) for Program Year 2014
MISSION VIEJO

Date: 19-Sep-2015
Time: 13:52
Page: 41

PGM Year:	2014		
Project:	0011 - Vocational Visions		
IDIS Activity:	215 - Vocational Visions		
Status:	Completed 8/3/2015 12:00:00 AM	Objective:	Create economic opportunities
Location:	26041 Pala Mission Viejo, CA 92691-2705	Outcome:	Availability/accessibility
		Matrix Code:	Handicapped Services (05B)
		National Objective:	LMC

Initial Funding Date: 09/19/2014

Description:

CDBG funds to support program efforts to increase employment opportunities for adults with developmental and other disabilities.

Financing

	Fund Type	Grant Year	Grant	Funded Amount	Drawn In Program Year	Drawn Thru Program Year
CDBG	EN	Pre-2015		\$10,429.10	\$0.00	\$0.00
		2012	B12MC060585		\$3,597.50	\$3,597.50
		2013	B13MC060585		\$6,831.60	\$6,831.60
	PI	Pre-2015		\$3,245.90	\$0.00	\$0.00
		2014	B14MC060585		\$3,245.90	\$3,245.90
Total	Total			\$13,675.00	\$13,675.00	\$13,675.00

Proposed Accomplishments

People (General) : 124

Actual Accomplishments

Number assisted:

	Owner		Renter		Total		Person	
	Total	Hispanic	Total	Hispanic	Total	Hispanic	Total	Hispanic
White:	0	0	0	0	0	0	87	11
Black/African American:	0	0	0	0	0	0	3	0
Asian:	0	0	0	0	0	0	3	0
American Indian/Alaskan Native:	0	0	0	0	0	0	0	0
Native Hawaiian/Other Pacific Islander:	0	0	0	0	0	0	2	0
American Indian/Alaskan Native & White:	0	0	0	0	0	0	0	0
Asian White:	0	0	0	0	0	0	0	0
Black/African American & White:	0	0	0	0	0	0	0	0
American Indian/Alaskan Native & Black/African American:	0	0	0	0	0	0	0	0
Other multi-racial:	0	0	0	0	0	0	5	0
Asian/Pacific Islander:	0	0	0	0	0	0	0	0



U.S. Department of Housing and Urban Development
Office of Community Planning and Development
Integrated Disbursement and Information System
CDBG Activity Summary Report (GPR) for Program Year 2014
MISSION VIEJO

Date: 19-Sep-2015
Time: 13:52
Page: 42

Hispanic:	0	0	0	0	0	0	0	0
Total:	0	0	0	0	0	0	100	11

Female-headed Households: 0 0 0 0 0 0 0 0 0

Income Category:

	Owner	Renter	Total	Person
Extremely Low	0	0	0	100
Low Mod	0	0	0	0
Moderate	0	0	0	0
Non Low Moderate	0	0	0	0
Total	0	0	0	100
Percent Low/Mod				100.0%

Annual Accomplishments

Years	Accomplishment Narrative	# Benefitting
2014	CDBG funds to support employment placement and support services for adults with developmental disabilities. A total of 91 individuals served over 1 Qtr. of the 14/15 report period.	



U.S. Department of Housing and Urban Development
Office of Community Planning and Development
Integrated Disbursement and Information System
CDBG Activity Summary Report (GPR) for Program Year 2014
MISSION VIEJO

Date: 19-Sep-2015
Time: 13:52
Page: 43

PGM Year:	2014		
Project:	0012 - Mariposa Women & Family Center		
IDIS Activity:	216 - Mariposa Women and Family Center		
Status:	Completed 8/7/2015 12:00:00 AM	Objective:	Create suitable living environments
Location:	812 W Town and Country Rd Orange, CA 92868-4712	Outcome:	Availability/accessibility
		Matrix Code:	Public Services (General) (05)
		National Objective:	LMC

Initial Funding Date: 09/19/2014

Description:

CDBG funds to support counseling and training program for women and families whose poverty and mental or behavioral health challenges have kept them from acquiring the skills needed to attain steady employment.

Financing

	Fund Type	Grant Year	Grant	Funded Amount	Drawn In Program Year	Drawn Thru Program Year
CDBG	EN	Pre-2015		\$121.95	\$0.00	\$0.00
		2013	B13MC060585		\$121.95	\$121.95
	PI	Pre-2015		\$1,428.14	\$0.00	\$0.00
		2014	B14MC060585		\$1,428.14	\$1,428.14
Total	Total			\$1,550.09	\$1,550.09	\$1,550.09

Proposed Accomplishments

People (General) : 63

Actual Accomplishments

Number assisted:

	Owner		Renter		Total		Person	
	Total	Hispanic	Total	Hispanic	Total	Hispanic	Total	Hispanic
White:	0	0	0	0	0	0	21	7
Black/African American:	0	0	0	0	0	0	0	0
Asian:	0	0	0	0	0	0	0	0
American Indian/Alaskan Native:	0	0	0	0	0	0	0	0
Native Hawaiian/Other Pacific Islander:	0	0	0	0	0	0	0	0
American Indian/Alaskan Native & White:	0	0	0	0	0	0	1	0
Asian White:	0	0	0	0	0	0	0	0
Black/African American & White:	0	0	0	0	0	0	0	0
American Indian/Alaskan Native & Black/African American:	0	0	0	0	0	0	0	0
Other multi-racial:	0	0	0	0	0	0	2	1
Asian/Pacific Islander:	0	0	0	0	0	0	0	0
Hispanic:	0	0	0	0	0	0	0	0



U.S. Department of Housing and Urban Development
Office of Community Planning and Development
Integrated Disbursement and Information System
CDBG Activity Summary Report (GPR) for Program Year 2014
MISSION VIEJO

Date: 19-Sep-2015
Time: 13:52
Page: 44

Total: 0 0 0 0 0 0 24 8

Female-headed Households: 0 0 0 0

Income Category:

	Owner	Renter	Total	Person
Extremely Low	0	0	0	15
Low Mod	0	0	0	4
Moderate	0	0	0	1
Non Low Moderate	0	0	0	4
Total	0	0	0	24
Percent Low/Mod				83.3%

Annual Accomplishments

Years	Accomplishment Narrative	# Benefitting
2014	CDBG funds to support employment skills counseling and training services for women and families living in poverty or who have , mental/behavioral health challenges. A total of 24 individuals were assisted during the 14/15 report period.	



U.S. Department of Housing and Urban Development
Office of Community Planning and Development
Integrated Disbursement and Information System
CDBG Activity Summary Report (GPR) for Program Year 2014
MISSION VIEJO

Date: 19-Sep-2015
Time: 13:52
Page: 45

PGM Year: 2014
Project: 0013 - Residential Street Pavement Rehabilitation
IDIS Activity: 217 - Residential Street Pavement Rehabilitation - 2014

Status: Completed 1/13/2015 12:00:00 AM
Location: 200 Civic Ctr Mission Viejo, CA 92691-5519

Objective: Create suitable living environments
Outcome: Sustainability
Matrix Code: Street Improvements (03K)

National Objective: LMA

Initial Funding Date: 10/08/2014

Description:

CDBG funds to support the reconstruction of residential street pavement.
Project will entail the removal and replacement of deteriorated asphalt, reinforcing pavement base and placement of 1.5" thick pavement overlay

Financing

	Fund Type	Grant Year	Grant	Funded Amount	Drawn In Program Year	Drawn Thru Program Year
CDBG	EN	Pre-2015		\$513,206.00	\$0.00	\$0.00
		2012	B12MC060585		\$221,823.89	\$221,823.89
		2013	B13MC060585		\$291,382.11	\$291,382.11
Total	Total			\$513,206.00	\$513,206.00	\$513,206.00

Proposed Accomplishments

People (General) : 5,242
Total Population in Service Area: 3,010
Census Tract Percent Low / Mod: 43.20

Annual Accomplishments

Years	Accomplishment Narrative	# Benefitting
2014	CDBG funds allocated for rehabilitation of residential neighborhood street pavement. Project is complete.	



U.S. Department of Housing and Urban Development
Office of Community Planning and Development
Integrated Disbursement and Information System
CDBG Activity Summary Report (GPR) for Program Year 2014
MISSION VIEJO

Date: 19-Sep-2015
Time: 13:52
Page: 46

Total Funded Amount:	\$1,360,035.23
Total Drawn Thru Program Year:	\$1,215,046.13
Total Drawn In Program Year:	\$909,251.49



Office of Community Planning and Development
U.S. Department of Housing and Urban Development
Integrated Disbursement and Information System
PR26 - CDBG Financial Summary Report
Program Year 2014
MISSION VIEJO , CA

DATE: 09-25-15

PART I: SUMMARY OF CDBG RESOURCES

01 UNEXPENDED CDBG FUNDS AT END OF PREVIOUS PROGRAM YEAR	790,536.31
02 ENTITLEMENT GRANT	418,008.00
03 SURPLUS URBAN RENEWAL	0.00
04 SECTION 108 GUARANTEED LOAN FUNDS	0.00
05 CURRENT YEAR PROGRAM INCOME	151,584.00
05a CURRENT YEAR SECTION 108 PROGRAM INCOME (FOR SI TYPE)	0.00
06 FUNDS RETURNED TO THE LINE-OF-CREDIT	0.00
06a FUNDS RETURNED TO THE LOCAL CDBG ACCOUNT	0.00
07 ADJUSTMENT TO COMPUTE TOTAL AVAILABLE	0.00
08 TOTAL AVAILABLE (SUM, LINES 01-07)	1,360,128.31

PART II: SUMMARY OF CDBG EXPENDITURES

09 DISBURSEMENTS OTHER THAN SECTION 108 REPAYMENTS AND PLANNING/ADMINISTRATION	844,733.61
10 ADJUSTMENT TO COMPUTE TOTAL AMOUNT SUBJECT TO LOW/MOD BENEFIT	0.00
11 AMOUNT SUBJECT TO LOW/MOD BENEFIT (LINE 09 + LINE 10)	844,733.61
12 DISBURSED IN IDIS FOR PLANNING/ADMINISTRATION	64,517.88
13 DISBURSED IN IDIS FOR SECTION 108 REPAYMENTS	0.00
14 ADJUSTMENT TO COMPUTE TOTAL EXPENDITURES	0.00
15 TOTAL EXPENDITURES (SUM, LINES 11-14)	909,251.49
16 UNEXPENDED BALANCE (LINE 08 - LINE 15)	450,876.82

PART III: LOWMOD BENEFIT THIS REPORTING PERIOD

17 EXPENDED FOR LOW/MOD HOUSING IN SPECIAL AREAS	0.00
18 EXPENDED FOR LOW/MOD MULTI-UNIT HOUSING	0.00
19 DISBURSED FOR OTHER LOW/MOD ACTIVITIES	844,733.61
20 ADJUSTMENT TO COMPUTE TOTAL LOW/MOD CREDIT	0.00
21 TOTAL LOW/MOD CREDIT (SUM, LINES 17-20)	844,733.61
22 PERCENT LOW/MOD CREDIT (LINE 21/LINE 11)	100.00%

LOW/MOD BENEFIT FOR MULTI-YEAR CERTIFICATIONS

23	PROGRAM YEARS(PY) COVERED IN CERTIFICATION	PY: PY: PY:
24	CUMULATIVE NET EXPENDITURES SUBJECT TO LOW/MOD BENEFIT CALCULATION	0.00
25	CUMULATIVE EXPENDITURES BENEFITING LOW/MOD PERSONS	0.00
26	PERCENT BENEFIT TO LOW/MOD PERSONS (LINE 25/LINE 24)	0.00%

PART IV: PUBLIC SERVICE (PS) CAP CALCULATIONS

27	DISBURSED IN IDIS FOR PUBLIC SERVICES	59,290.09
28	PS UNLIQUIDATED OBLIGATIONS AT END OF CURRENT PROGRAM YEAR	0.00
29	PS UNLIQUIDATED OBLIGATIONS AT END OF PREVIOUS PROGRAM YEAR	0.00
30	ADJUSTMENT TO COMPUTE TOTAL PS OBLIGATIONS	0.00
31	TOTAL PS OBLIGATIONS (LINE 27 + LINE 28 - LINE 29 + LINE 30)	59,290.09
32	ENTITLEMENT GRANT	418,008.00
33	PRIOR YEAR PROGRAM INCOME	261,993.37
34	ADJUSTMENT TO COMPUTE TOTAL SUBJECT TO PS CAP	0.00
35	TOTAL SUBJECT TO PS CAP (SUM, LINES 32-34)	680,001.37
36	PERCENT FUNDS OBLIGATED FOR PS ACTIVITIES (LINE 31/LINE 35)	8.72%

PART V: PLANNING AND ADMINISTRATION (PA) CAP

37	DISBURSED IN IDIS FOR PLANNING/ADMINISTRATION	64,517.88
38	PA UNLIQUIDATED OBLIGATIONS AT END OF CURRENT PROGRAM YEAR	0.00
39	PA UNLIQUIDATED OBLIGATIONS AT END OF PREVIOUS PROGRAM YEAR	0.00
40	ADJUSTMENT TO COMPUTE TOTAL PA OBLIGATIONS	0.00
41	TOTAL PA OBLIGATIONS (LINE 37 + LINE 38 - LINE 39 +LINE 40)	64,517.88
42	ENTITLEMENT GRANT	418,008.00
43	CURRENT YEAR PROGRAM INCOME	151,584.00
44	ADJUSTMENT TO COMPUTE TOTAL SUBJECT TO PA CAP	0.00
45	TOTAL SUBJECT TO PA CAP (SUM, LINES 42-44)	569,592.00
46	PERCENT FUNDS OBLIGATED FOR PA ACTIVITIES (LINE 41/LINE 45)	11.33%

LINE 17 DETAIL: ACTIVITIES TO CONSIDER IN DETERMINING THE AMOUNT TO ENTER ON LINE 17

Report returned no data.

LINE 18 DETAIL: ACTIVITIES TO CONSIDER IN DETERMINING THE AMOUNT TO ENTER ON LINE 18

Report returned no data.

LINE 19 DETAIL: ACTIVITIES INCLUDED IN THE COMPUTATION OF LINE 19

Plan Year	IDIS Project	IDIS Activity	Voucher Number	Activity Name	Matrix Code	National Objective	Drawn Amount
2014	13	217	5769367	Residential Street Pavement Rehabilitation - 2014	03K	LMA	\$513,206.00
					03K	Matrix Code 03K	\$513,206.00
2014	10	214	5753513	South County Outreach	05	LMC	\$2,487.50
2014	10	214	5774391	South County Outreach	05	LMC	\$2,487.50
2014	10	214	5805804	South County Outreach	05	LMC	\$2,487.50
2014	10	214	5833940	South County Outreach	05	LMC	\$2,487.50
2014	12	216	5774391	Maripose Women and Family Center	05	LMC	\$121.95
2014	12	216	5836074	Maripose Women and Family Center	05	LMC	\$1,428.14
					05	Matrix Code 05	\$11,500.09
2014	1	205	5743316	Age Well Senior Services	05A	LMC	\$1,362.50
2014	1	205	5781966	Age Well Senior Services	05A	LMC	\$1,362.50
2014	1	205	5805804	Age Well Senior Services	05A	LMC	\$1,362.50
2014	1	205	5833940	Age Well Senior Services	05A	LMC	\$1,362.50
2014	4	208	5743069	Council on Aging - Long-Term Ombudsman	05A	LMC	\$1,456.25
2014	4	208	5772914	Council on Aging - Long-Term Ombudsman	05A	LMC	\$1,456.25
2014	4	208	5798202	Council on Aging - Long-Term Ombudsman	05A	LMC	\$1,456.25
2014	4	208	5833940	Council on Aging - Long-Term Ombudsman	05A	LMC	\$1,456.25
					05A	Matrix Code 05A	\$11,275.00
2014	11	215	5745701	Vocational Visions	05B	LMC	\$3,597.50
2014	11	215	5807822	Vocational Visions	05B	LMC	\$6,831.60
2014	11	215	5833940	Vocational Visions	05B	LMC	\$3,245.90
					05B	Matrix Code 05B	\$13,675.00
2014	8	212	5745701	Laura's House	05G	LMC	\$2,476.00
2014	8	212	5774391	Laura's House	05G	LMC	\$1,735.00
2014	8	212	5805804	Laura's House	05G	LMC	\$739.00
					05G	Matrix Code 05G	\$4,950.00
2014	9	213	5743067	Saddleback Valley Unified School District	05L	LMC	\$461.00
2014	9	213	5772914	Saddleback Valley Unified School District	05L	LMC	\$2,070.00
2014	9	213	5798202	Saddleback Valley Unified School District	05L	LMC	\$2,226.00
2014	9	213	5833940	Saddleback Valley Unified School District	05L	LMC	\$2,743.00
					05L	Matrix Code 05L	\$7,500.00
2014	2	206	5743317	Camino Health Center	05M	LMC	\$1,335.00
2014	2	206	5772914	Camino Health Center	05M	LMC	\$1,335.00

2014	2	206	5798202	Camino Health Center	05M	LMC	\$1,335.00
2014	2	206	5833940	Camino Health Center	05M	LMC	\$1,335.00
					05M	Matrix Code 05M	\$5,340.00
2014	6	210	5743319	Families Forward	05W	LMC	\$2,525.00
2014	6	210	5774391	Families Forward	05W	LMC	\$2,525.00
					05W	Matrix Code 05W	\$5,050.00
2014	7	211	5743063	Housing Rehabilitation	14A	LMH	\$39,139.26
2014	7	211	5769367	Housing Rehabilitation	14A	LMH	\$93,563.51
2014	7	211	5795862	Housing Rehabilitation	14A	LMH	\$72,177.25
2014	7	211	5832634	Housing Rehabilitation	14A	LMH	\$67,357.50
					14A	Matrix Code 14A	\$272,237.52
Total							\$844,733.61

LINE 27 DETAIL: ACTIVITIES INCLUDED IN THE COMPUTATION OF LINE 27

Plan Year	IDIS Project	IDIS Activity	Voucher Number	Activity Name	Matrix Code	National Objective	Drawn Amount
2014	10	214	5753513	South County Outreach	05	LMC	\$2,487.50
2014	10	214	5774391	South County Outreach	05	LMC	\$2,487.50
2014	10	214	5805804	South County Outreach	05	LMC	\$2,487.50
2014	10	214	5833940	South County Outreach	05	LMC	\$2,487.50
2014	12	216	5774391	Maripose Women and Family Center	05	LMC	\$121.95
2014	12	216	5836074	Maripose Women and Family Center	05	LMC	\$1,428.14
					05	Matrix Code 05	\$11,500.09
2014	1	205	5743316	Age Well Senior Services	05A	LMC	\$1,362.50
2014	1	205	5781966	Age Well Senior Services	05A	LMC	\$1,362.50
2014	1	205	5805804	Age Well Senior Services	05A	LMC	\$1,362.50
2014	1	205	5833940	Age Well Senior Services	05A	LMC	\$1,362.50
2014	4	208	5743069	Council on Aging - Long-Term Ombudsman	05A	LMC	\$1,456.25
2014	4	208	5772914	Council on Aging - Long-Term Ombudsman	05A	LMC	\$1,456.25
2014	4	208	5798202	Council on Aging - Long-Term Ombudsman	05A	LMC	\$1,456.25
2014	4	208	5833940	Council on Aging - Long-Term Ombudsman	05A	LMC	\$1,456.25
					05A	Matrix Code 05A	\$11,275.00
2014	11	215	5745701	Vocational Visions	05B	LMC	\$3,597.50
2014	11	215	5807822	Vocational Visions	05B	LMC	\$6,831.60
2014	11	215	5833940	Vocational Visions	05B	LMC	\$3,245.90
					05B	Matrix Code 05B	\$13,675.00
2014	8	212	5745701	Laura's House	05G	LMC	\$2,476.00
2014	8	212	5774391	Laura's House	05G	LMC	\$1,735.00
2014	8	212	5805804	Laura's House	05G	LMC	\$739.00
					05G	Matrix Code 05G	\$4,950.00
2014	9	213	5743067	Saddleback Valley Unified School District	05L	LMC	\$461.00
2014	9	213	5772914	Saddleback Valley Unified School District	05L	LMC	\$2,070.00

2014	9	213	5798202	Saddleback Valley Unified School District	05L	LMC	\$2,226.00
2014	9	213	5833940	Saddleback Valley Unified School District	05L	LMC	\$2,743.00
					05L	Matrix Code 05L	\$7,500.00
2014	2	206	5743317	Camino Health Center	05M	LMC	\$1,335.00
2014	2	206	5772914	Camino Health Center	05M	LMC	\$1,335.00
2014	2	206	5798202	Camino Health Center	05M	LMC	\$1,335.00
2014	2	206	5833940	Camino Health Center	05M	LMC	\$1,335.00
					05M	Matrix Code 05M	\$5,340.00
2014	6	210	5743319	Families Forward	05W	LMC	\$2,525.00
2014	6	210	5774391	Families Forward	05W	LMC	\$2,525.00
					05W	Matrix Code 05W	\$5,050.00
Total							\$59,290.09

LINE 37 DETAIL: ACTIVITIES INCLUDED IN THE COMPUTATION OF LINE 37

Plan Year	IDIS Project	IDIS Activity	Voucher Number	Activity Name	Matrix Code	National Objective	Drawn Amount
2013	3	196	5743059	CDBG Administration	21A		\$5,142.50
2014	3	207	5743062	CDBG Program Administration	21A		\$4,940.22
2014	3	207	5769367	CDBG Program Administration	21A		\$7,109.76
2014	3	207	5795862	CDBG Program Administration	21A		\$11,390.09
2014	3	207	5832634	CDBG Program Administration	21A		\$28,935.31
					21A	Matrix Code 21A	\$57,517.88
2014	5	209	5743318	Fair Housing Foundation	21D		\$1,659.42
2014	5	209	5774391	Fair Housing Foundation	21D		\$1,695.31
2014	5	209	5805804	Fair Housing Foundation	21D		\$1,778.56
2014	5	209	5833940	Fair Housing Foundation	21D		\$1,866.71
					21D	Matrix Code 21D	\$7,000.00
Total							\$64,517.88