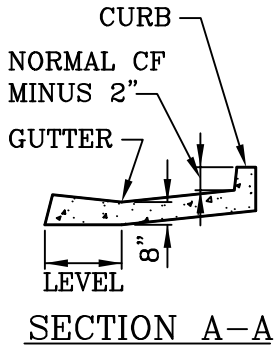
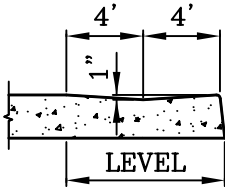


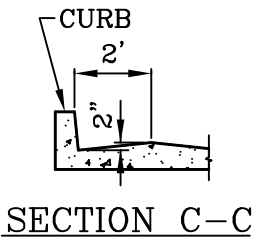
TYPICAL CROSS GUTTER PLAN



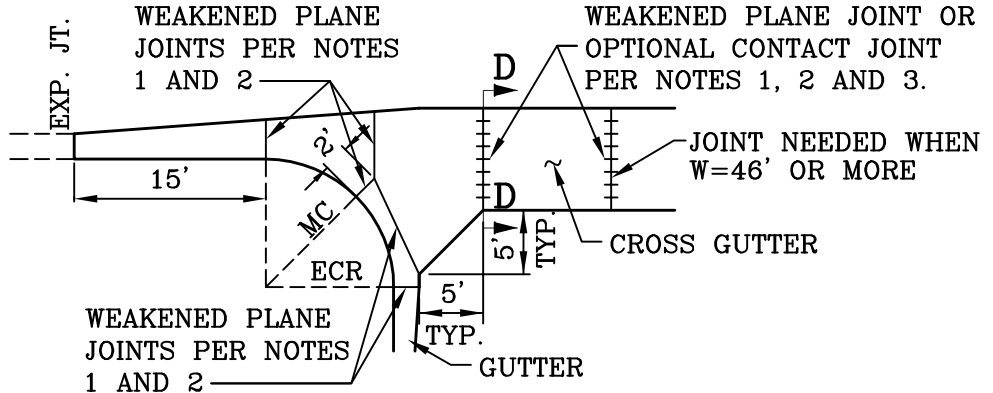
SECTION A-A



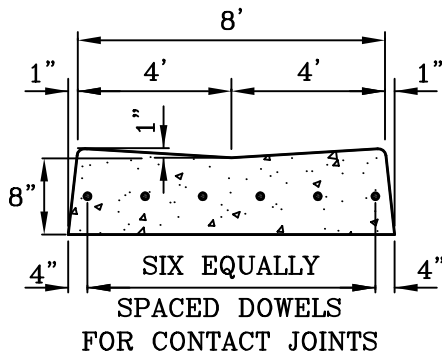
SECTION B-B



SECTION C-C



TYPICAL JOINT PLAN



SECTION D-D

SEE NOTES ON PAGE 2

CITY OF MISSION VIEJO



CROSS GUTTER

STANDARD PLAN NO.

319

*Robert Anderson*

9-23-03

APPROVED

RCE 30190

DATE

SHT 1 OF 2

NOTES:

1. WEAKENED-PLANE AND/OR CONTACT JOINTS SHALL BE PLACED IN CURB AND GUTTER AT LOCATIONS SHOWN ON THE TYPICAL JOINT PLAN SHEET 1.
2. WEAKENED-PLANE JOINTS SHALL BE PLASTIC CONTROL JOINTS OR 1-1/2" DEEP SAW CUTS. CONCRETE SAWING SHALL TAKE PLACE WITHIN 24 HOURS AFTER CONCRETE IS PLACED.
3. DOWELS FOR CONTACT JOINTS SHALL BE NO. 4 BARS 18 INCHES LONG.
4. PLACE A WEAKENED-PLANE OR CONTACT JOINT WHERE LONGITUDINAL ALLEY GUTTER JOINS CONCRETE ALLEY INTERSECTION.
5. ALL EXPOSED CORNERS ON P.C.C. GUTTERS TO BE ROUNDED WITH 1/2" RADIUS.
6. CONCRETE SHALL BE INTEGRAL WITH CURB UNLESS OTHERWISE SPECIFIED.
7. PLACE 6" MIN. THICK A.B. UNDER CROSS GUTTER AND SPANDRELS.

CITY OF MISSION VIEJO



CROSS GUTTER

STANDARD  
PLAN NO.

319

*Robert Anderson*

9-23-03

APPROVED

RCE 30190

DATE

SHT 2 OF 2